

PATIENT & PUBLIC

CHILL

Flexibility in heights for variety of seating environments. Ottomans are hardwood frame. Tight seat with 1 1/2" poly on top, 1/2" on sides.

Pillows have Velcro removable covers. Interior construction layered as:

Top: 3" foam, 40 ILD, 1.8 density, with 2 oz. Dacron.

Bottom: 2" foam, 60 ILD, 1.8 density.

Sides: 1 oz. Dacron.









Bottom standard in vinyl. Same fabric on top and bottom available upon request.

Multiple fabrics available, call for quote.

Custom shapes and sizes available.

ORDERING:

- 1) Specify fabric selection.
- 2) Specify vinyl selection for bottom of pillows.

CATALOG NUMBER	STANDARD FABRIC GRADES											dimensions	carton wt ship pt cat page
	Com/ A	B	C	D	E	F	G	H	leather	ydg			
T3300-18	CHILL ROUND OTTOMAN 18" HIGH												
	475	489	503	517	531	545	559	573	Quote	1 3/4		Diameter: 16 H18	C8 MT
T3301-34	CHILL ROUND OTTOMAN 34" HIGH												
	590	626	662	698	734	770	806	842	Quote	4 1/2		Diameter: 36 H34	C48 MT
T3301-18	CHILL ROUND OTTOMAN 18" HIGH												
	550	576	602	628	654	680	706	732	Quote	3 1/4		Diameter: 36 H18	C? MT
T3302-18	CHILL SQUARE OTTOMAN 18" HIGH												
	525	537	549	561	573	585	597	609	Quote	1 1/2		W 16 D16 H18	C12 MT
T3303-21	CHILL NOODLE OTTOMAN 21" HIGH												
	840	876	912	948	984	1020	1056	1092	Quote	4 1/2		W63 D24 H21	C45 MT
T3304	CHILL OCTAGON PILLOW												
	199	217	235	253	271	289	307	325	Quote	2 1/4		Diameter: 30 H6 1/2	C6 MT
T3305	CHILL ROUND PILLOW												
	199	217	235	253	271	289	307	325	Quote	2 1/4		Diameter: 30 H6 1/2	C6 MT
T3306-34	CHILL SQUARE OTTOMAN 34" HIGH												
	545	591	637	683	729	775	821	867	Quote	5 3/4		W 36 D36 H34	C? MT

September 2008

METAL SEATING 2008

PLIANTO

Seat and back made from integral polyurethane. Integrated leaf spring provides flexing back. Frame is 7/8" x 7/8" 16 gauge steel. Nylon glides. Standard finish is Silver Powdercoat. Polished or Satin Stainless Steel available with upcharge. Stacks very tight on floor and on cart. Side chair stacks up to 15 and arm chair 5. Seat and back offered in four colors, and frame in three finishes. Designed by Dante Bonuccelli



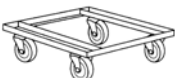
ORDERING:

1) Specify metal frame finish in 6th position: "P" Silvertone Powdercoat, "X" Polished or "S" Satin Stainless Steel. For Polished Stainless Steel add \$383 for side chair and \$726 for arm chair. For Satin Stainless add \$333 for side chair and \$646 for arm chair.

Example: P1012X for Polished Stainless Steel

2) Specify polyurethane seat and back color in 7th position: "G" Graphite, "R" Red, "T" Tobacco, "W" White. Example P1012__T

STANDARD FABRIC GRADES

CATALOG NUMBER	Com/										leather	ydg	dimensions	carton wt
	A	B	C	D	E	F	G	H	ship pt	cat page				
P1012	PLIANTO SIDE CHAIR													
	936											W18 D18 1/2 H34	C20	
												seat H18	MT	
P1013	PLIANTO ARM CHAIR													
	1131											W23 1/2 D19 H34	C29	
												seat H18	MT	
												arm H26		
50	SIDE CHAIR CART													
	543											W22 D23 H7	C28	
													MT	
	Heavy gauge welded steel frame, hard rubber, free-wheeling 4" ball bearing swivel wheels.													

See page xii for Cal. TB-133 information

September 2008




WOOD SEATING 2008

NEW CLASSIC

Beech frame with upholstered seat.

ORDERING:

- 1) Specify fabric selection.
- 2) Specify wood finish




CATALOG NUMBER	STANDARD FABRIC GRADES											carton wt ship pt cat page		
	Com/		COL								ydg		Sq. Ft.	dimensions
	A	B	C	D	E	F	G	H	Leather					
T4127	NEW CLASSIC SIDE CHAIR													
	645	648	654	660	666	672	678	684	774	3/4		W20 D22 ¹ / ₂ H35 ³ / ₄	C17	
												seat H19 ¹ / ₂	MT	
T4127-1	NEW CLASSIC ARM CHAIR													
	719	722	728	734	740	746	752	758	862	3/4		W24 D24 H35 ³ / ₄	C20	
												seat H19 ¹ / ₂	MT	
												arm H26		
T4127-2	NEW CLASSIC BARSTOOL													
	791	794	800	806	812	818	824	830	949	3/4		W19 ³ / ₄ D22 H42 ¹ / ₂	C18.5	
												seat H31 ¹ / ₂	MT	

PORT

Beech frame. Molded foam seats; molded foam upholstered inside back and outside back with port hole; molded foam fully upholstered inside and outside back. 4121 side chair has upholstered web seat, upholstered inside back and exposed wood outside back. Natural Walnut wood available, call for quotation. Stretchers should be specified for dining applications, call for quote.
Designed by Gregorutti and Tavano

ORDERING:


- 1) Specify fabric selection.
- 2) Specify wood finish


4121	PORT SIDE CHAIR EXPOSED WOOD OUTSIDE BACK												
	907	919	931	943	955	967	979	991	1088	1 1/2		W20 ¹ / ₂ D22 ¹ / ₂ H32 ¹ / ₂	C30
												seat H18	MT
	Web seat.												
4137	PORT SIDE CHAIR FULLY UPHOLSTERED BACK												
	950	964	978	992	1006	1020	1034	1048	1140	1 3/4		W20 ¹ / ₂ D22 ¹ / ₂ H32 ¹ / ₂	C30
												seat H19	MT
	Fully upholstered with molded foam inside, outside back and seat.												
4137-1	PORT ARM CHAIR FULLY UPHOLSTERED BACK												
	1150	1168	1186	1204	1222	1240	1258	1276	1380	2 1/4		W23 ¹ / ₂ D22 ¹ / ₂ H32 ³ / ₄	C32
												seat H19	MT
	Fully upholstered with molded foam inside, outside back and seat.												
												arm H26 ¹ / ₂	

See page xii for Cal. TB-133 information

September 2008

CATALOG NUMBER	Com/ A	B	C	D	E	F	G	H	COL			ship pt cat page
									Leather	ydg	Sq. Ft.	

4138	PORT SIDE CHAIR UPHOLSTERED BACK WITH PORT HOLE												
	990	1002	1014	1026	1038	1050	1062	1074	1188	1 1/2		W20 ¹ / ₂ D22 ¹ / ₂ H32 ¹ / ₂ seat H19	C30 MT
Upholstered with molded foam inside, outside back and seat.													


4138-1	PORT ARM CHAIR UPHOLSTERED BACK WITH PORT HOLE												
	1270	1288	1306	1324	1342	1360	1378	1396	1524	2 1/4		W23 ¹ / ₂ D22 ¹ / ₂ H32 ³ / ₄ seat H19 arm H26 ¹ / ₂	C32 MT
Upholstered with molded foam inside, outside back and seat.													


RHYTHM


Beech frame with upholstered web seat. Wood back on chairs.

ORDERING:

- 1) Specify fabric selection.
- 2) Specify wood finish

T1106	RHYTHM BACKLESS BARSTOOL												
	777	780	786	792	798	804	810	816	932	3/4		W15 ³ / ₄ D15 ³ / ₄ H30 seat H30	C25 MT

T4516	RHYTHM SIDE CHAIR												
	790	794	802	810	818	826	834	842	948	1		W20 ¹ / ₂ D21 ³ / ₄ H34 seat H19	C30 MT


T4516-1	RHYTHM ARM CHAIR												
	912	916	924	932	940	948	956	964	1095	1		W25 ¹ / ₂ D23 ¹ / ₄ H34 seat H19 arm H21 ¹ / ₄	C45 MT


SALVATI


Beech frame with upholstered spring seat. Offered in all wood back, upholstered inside back with exposed wood back, and fully upholstered inside and outside back.
Stacks 3 high.

ORDERING:

- 1) Specify fabric selection.
- 2) Specify wood finish

T4361-1	SALVATI ARM CHAIR UPHOLSTERED INSIDE BACK AND OUTSIDE BACK												
	860	867	881	895	909	923	937	951	1032	1 3/4		W22 D24 ¹ / ₄ H33 ³ / ₄ seat H18 ¹ / ₂ arm H26	C22 MT
Stacks 3 high													

T4364-1	SALVATI ARM CHAIR WOOD BACK												
	938	941	947	953	959	965	971	977	1125	3/4		W22 D24 ¹ / ₄ H33 ³ / ₄ seat H18 ¹ / ₂ arm H26	C22 MT
Stacks 3 high													

T4364-1AFB	SALVATI ARM CHAIR UPHOLSTERED INSIDE BACK, WOOD OUTSIDE BACK												
	974	980	992	1004	1016	1028	1040	1052	1169	1 1/2		W22 D24 ¹ / ₄ H33 ³ / ₄ seat H18 ¹ / ₂ arm H26	C22 MT
Stacks 3 high													





See page xii for Cal. TB-133 information

September 2008

TEMPO

Beech frame with upholstered back and spring seat. Double needle stitching on seat. Nylon glides.

ORDERING:
 1) Specify fabric selection.
 2) Specify wood finish

CATALOG NUMBER	STANDARD FABRIC GRADES										leather	ydg	dimensions	carton wt ship pt cat page
	Com/ A	B	C	D	E	F	G	H						
T4160	TEMPO SIDE CHAIR													
	663	672	690	708	726	744	762	780	796	2 1/4		W20 ¹ / ₂ D25 H35 seat H18 ¹ / ₂	C18 MT	
T4163	TEMPO BARSTOOL													
	838	844	856	868	880	892	904	916	1005	1 1/2		W17 D22 ¹ / ₂ H42 ¹ / ₂ seat H30	C21 MT	
T4165	TEMPO ARM CHAIR													
	786	794	810	826	842	858	874	890	943	2		W23 ¹ / ₂ D25 ¹ / ₂ H35 seat H18 ¹ / ₂ arm H23 ¹ / ₂	C28 MT	
T4166	TEMPO ARM CHAIR													
	844	856	880	904	928	952	976	1000	1013	3		W24 ¹ / ₂ D26 H35 seat H18 ¹ / ₂ arm H23 ¹ / ₂	C28 MT	