

PATIENT & PUBLIC

CHILL

Flexibility in heights for variety of seating environments. Ottomans are hardwood frame. Tight seat with 1 1/2" poly on top, 1/2" on sides.

Pillows have Velcro removable covers. Interior construction layered as:

Top: 3" foam, 40 ILD, 1.8 density, with 2 oz. Dacron.

Bottom: 2" foam, 60 ILD, 1.8 density.

Sides: 1 oz. Dacron.









Bottom standard in vinyl. Same fabric on top and bottom available upon request.

Multiple fabrics available, call for quote.

Custom shapes and sizes available.

ORDERING:

- 1) Specify fabric selection.
- 2) Specify vinyl selection for bottom of pillows.

STANDARD FABRIC GRADES													carton wt
CATALOG NUMBER	Com/	A	B	C	D	E	F	G	H	leather	ydg	dimensions	ship pt cat page
T3300-18	CHILL ROUND OTTOMAN 18" HIGH												
	475	489	503	517	531	545	559	573	Quote	1 3/4	Diameter: 16	H18	C8 MT
T3301-34	CHILL ROUND OTTOMAN 34" HIGH												
	590	626	662	698	734	770	806	842	Quote	4 1/2	Diameter: 36	H34	C48 MT
T3301-18	CHILL ROUND OTTOMAN 18" HIGH												
	550	576	602	628	654	680	706	732	Quote	3 1/4	Diameter: 36	H18	C? MT
T3302-18	CHILL SQUARE OTTOMAN 18" HIGH												
	525	537	549	561	573	585	597	609	Quote	1 1/2	W 16	D16 H18	C12 MT
T3303-21	CHILL NOODLE OTTOMAN 21" HIGH												
	840	876	912	948	984	1020	1056	1092	Quote	4 1/2	W63	D24 H21	C45 MT
T3304	CHILL OCTAGON PILLOW												
	199	217	235	253	271	289	307	325	Quote	2 1/4	Diameter: 30	H6 1/2	C6 MT
T3305	CHILL ROUND PILLOW												
	199	217	235	253	271	289	307	325	Quote	2 1/4	Diameter: 30	H6 1/2	C6 MT
T3306-34	CHILL SQUARE OTTOMAN 34" HIGH												
	545	591	637	683	729	775	821	867	Quote	5 3/4	W 36	D36 H34	C? MT

CATALOG NUMBER	Com/										leather	ydg	dimensions	ship pt	
	A	B	C	D	E	F	G	H	cat	page					

T3306-18**CHILL SQUARE OTTOMAN 18" HIGH**

530	560	590	620	650	680	710	740	Quote	3 3/4		W 36 D36 H18	C?
												MT

T3307**CHILL TULIP PILLOW**

210	224	238	252	266	280	294	308	Quote	1 3/4		W 30 D20 H6 ¹ / ₂	C5
												MT

T3308**CHILL PAISLEY PILLOW**

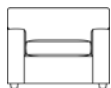
215	229	243	257	271	285	299	313	Quote	1 3/4		W 33 D19 H6 ¹ / ₂	C5
												MT

ESCAPE

Sofa and lounge chairs have hardwood frames, glued and screwed, with corner block reinforcements and hardwood legs. Tight backs and reversible seat cushions. Optional maple wood armrest available on TU530 and TU530-2.

ORDERING:

- 1) Specify fabric selection.
- 2) TU530 and TU530-2: Specify optional Wood armrest as suffix. Add \$275 Example: TU530W
- 3) Specify wood finish

TU530**ESCAPE LOUNGE CHAIR**


958	998	1078	1158	1238	1318	1398	1478	Quote	10		W36 D36 H33	C55
											seat D22 W23 H19 ¹ / ₂	MT
											arm H24 ¹ / ₂	

TU530-2**ESCAPE SOFA**

1424	1496	1640	1784	1928	2072	2216	2360	Quote	18		W72 D36 H33	C220
											seat D22 W59 H19 ¹ / ₂	MT
											arm H24 ¹ / ₂	

TU640**ESCAPE LOUNGE CHAIR**

1026	1066	1146	1226	1306	1386	1466	1546	Quote	10		W32 D36 ¹ / ₂ H34	C60
											seat W23 D21 ¹ / ₂ H19 ¹ / ₂	MT
											arm H25	

TU640-2**ESCAPE SOFA**

1492	1564	1708	1852	1996	2140	2284	2428	Quote	18		W68 D36 ¹ / ₂ H34	C220
											seat W59 D21 ¹ / ₂ H19 ¹ / ₂	MT
											arm H25	



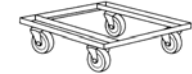
METAL SEATING 2008

PLIANTO

Seat and back made from integral polyurethane. Integrated leaf spring provides flexing back. Frame is 7/8" x 7/8" 16 gauge steel. Nylon glides. Standard finish is Silver Powdercoat. Polished or Satin Stainless Steel available with upcharge. Stacks very tight on floor and on cart. Side chair stacks up to 15 and arm chair 5. Seat and back offered in four colors, and frame in three finishes. Designed by Dante Bonuccelli

ORDERING:

- 1) Specify metal frame finish in 6th position: "P" Silvertone Powdercoat, "X" Polished or "S" Satin Stainless Steel. For Polished Stainless Steel add \$383 for side chair and \$726 for arm chair. For Satin Stainless add \$333 for side chair and \$646 for arm chair.
Example: P1012X for Polished Stainless Steel
- 2) Specify polyurethane seat and back color in 7th position: "G" Graphite, "R" Red, "I" Tobacco, "W" White.
Example P1012__I






CATALOG NUMBER	STANDARD FABRIC GRADES										leather	ydg	dimensions	carton wt ship pt cat page
	Com/	A	B	C	D	E	F	G	H					
P1012	PLIANTO SIDE CHAIR													
	936												W18 D18 ¹ / ₂ H34 seat H18	C20 MT
P1013	PLIANTO ARM CHAIR													
	1131												W23 ¹ / ₂ D19 H34 seat H18 arm H26	C29 MT
50	SIDE CHAIR CART													
	543												W22 D23 H7	C28 MT
Heavy gauge welded steel frame, hard rubber, free-wheeling 4" ball bearing swivel wheels.														


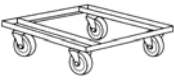
TECNA II

Beech ply back with beech ply seat, upholstered fabric seat or leather seat. Frame is 5/8" diameter steel, 14 gauge. Frame finish, Chrome or standard Powdercoats. Leather colors: Black, Dark Brown, Natural, Red, Tobacco, White. Side chair stacks up to 12 high on floor and cart.

ORDERING:

- 1) Specify metal frame finish as suffix: "C" Chrome or "P" Powdercoat color. Specify Powdercoat color. See finish card.
- 2) Specify fabric or leather selection if applicable.

1985	TECNA II SIDE CHAIR WOOD SEAT, WOOD BACK													
	875												W19 D22 ¹ / ₂ H29 ¹ / ₄ seat H17 ¹ / ₂	C14 MT
1985LS	TECNA II SIDE CHAIR LEATHER SEAT, WOOD BACK													
	1075												W19 D22 ¹ / ₂ H29 ¹ / ₄ seat H17 ¹ / ₂	C14 MT
1985US	TECNA II SIDE CHAIR UPHOLSTERED SEAT, WOOD BACK													
	750	756	762	768	774	780	786	792			3/4		W19 D22 ¹ / ₂ H29 ¹ / ₄ seat H17 ¹ / ₂	C14 MT
1986	TECNA II BARSTOOL WOOD SEAT, WOOD BACK													
	1025												W19 D19 ³ / ₄ H39 seat H30	C20 MT
1986LS	TECNA II BARSTOOL LEATHER SEAT, WOOD BACK													
	1225												W19 D19 ³ / ₄ H39 seat H30	C20 MT

CATALOG NUMBER	STANDARD FABRIC GRADES										leather	ydg	Sq. Ft.	dimensions	carton wt ship pt cat page
	Com/	A	B	C	D	E	F	G	H						
1986US	TECNA II BARSTOOL UPHOLSTERED SEAT, WOOD BACK														
	900	906	912	918	924	930	936	942			3/4		W19 D19 ³ / ₄ H39 seat H30	C20 MT	
50	SIDE CHAIR CART													W22 D23 H7	C28 MT
	543														
Heavy gauge welded steel frame, hard rubber, free-wheeling 4" ball bearing swivel wheels.															




WOOD SEATING 2008

NEW CLASSIC

Beech frame with upholstered seat.

ORDERING:

- 1) Specify fabric selection.
- 2) Specify wood finish




CATALOG NUMBER	STANDARD FABRIC GRADES										COL	Leather	ydg	Sq. Ft.	dimensions	carton wt ship pt cat page
	Com/	A	B	C	D	E	F	G	H							
T4127	NEW CLASSIC SIDE CHAIR															
	645	648	654	660	666	672	678	684	774		3/4		W20 D22 ¹ / ₂ H35 ³ / ₄ seat H19 ¹ / ₂	C17 MT		
T4127-1	NEW CLASSIC ARM CHAIR															
	719	722	728	734	740	746	752	758	862		3/4		W24 D24 H35 ³ / ₄ seat H19 ¹ / ₂ arm H26	C20 MT		
T4127-2	NEW CLASSIC BARSTOOL															
	791	794	800	806	812	818	824	830	949		3/4		W19 ³ / ₄ D22 H42 ¹ / ₂ seat H31 ¹ / ₂	C18.5 MT		



PORT

Beech frame. Molded foam seats; molded foam upholstered inside back and outside back with port hole; molded foam fully upholstered inside and outside back. 4121 side chair has upholstered web seat, upholstered inside back and exposed wood outside back. Natural Walnut wood available, call for quotation. Stretchers should be specified for dining applications, call for quote. Designed by Gregorutti and Tavano

ORDERING:

- 1) Specify fabric selection.
- 2) Specify wood finish

4121	PORT SIDE CHAIR EXPOSED WOOD OUTSIDE BACK														
	907	919	919	919	919	919	919	919	1088		1 1/2		W20 ¹ / ₂ D22 ¹ / ₂ H32 ¹ / ₂ seat H18	C30 MT	
Web seat.															
4137	PORT SIDE CHAIR FULLY UPHOLSTERED BACK														
	950	964	964	964	964	964	964	964	1140		1 3/4		W20 ¹ / ₂ D22 ¹ / ₂ H32 ¹ / ₂ seat H19	C30 MT	
Fully upholstered with molded foam inside, outside back and seat.															
4137-1	PORT ARM CHAIR FULLY UPHOLSTERED BACK														
	1150	1168	1168	1168	1168	1168	1168	1168	1380		2 1/4		W23 ¹ / ₂ D22 ¹ / ₂ H32 ³ / ₄ seat H19 arm H26 ¹ / ₂	C32 MT	
Fully upholstered with molded foam inside, outside back and seat.															




CATALOG NUMBER	Com/	COL								Leather	ydg	Sq. Ft.	dimensions	ship pt cat page
		A	B	C	D	E	F	G	H					
4138		PORT SIDE CHAIR UPHOLSTERED BACK WITH PORT HOLE												
		990	1002	1002	1002	1002	1002	1002	1002	1188	1 1/2	W20 ¹ / ₂ D22 ¹ / ₂ H32 ¹ / ₂	C30	
												seat H19	MT	
		Upholstered with molded foam inside, outside back and seat.												
4138-1		PORT ARM CHAIR UPHOLSTERED BACK WITH PORT HOLE												
		1270	1288	1288	1288	1288	1288	1288	1288	1524	2 1/4	W23 ¹ / ₂ D22 ¹ / ₂ H32 ³ / ₄	C32	
												seat H19	MT	
												arm H26 ¹ / ₂		
		Upholstered with molded foam inside, outside back and seat.												

RHYTHM

Beech frame with upholstered web seat. Wood back on chairs.

ORDERING:

- 1) Specify fabric selection.
- 2) Specify wood finish




T1106		RHYTHM BACKLESS BARSTOOL											
		777	780	786	792	798	804	810	816	932	3/4	W15 ³ / ₄ D15 ³ / ₄ H30	C25
												seat H30	MT
T4516		RHYTHM SIDE CHAIR											
		790	794	802	810	818	826	834	842	948	1	W20 ¹ / ₂ D21 ³ / ₄ H34	C30
												seat H19	MT
T4516-1		RHYTHM ARM CHAIR											
		912	916	924	932	940	948	956	964	1095	1	W25 ¹ / ₂ D23 ¹ / ₄ H34	C45
												seat H19	MT
												arm H21 ¹ / ₄	

SALVATI

Beech frame with upholstered spring seat. Offered in all wood back, upholstered inside back with exposed wood back, and fully upholstered inside and outside back.
Stacks 3 high.

ORDERING:

- 1) Specify fabric selection.
- 2) Specify wood finish





T4361-1		SALVATI ARM CHAIR UPHOLSTERED INSIDE BACK AND OUTSIDE BACK											
		860	867	881	895	909	923	937	951	1032	1 3/4	W22 D24 ¹ / ₄ H33 ³ / ₄	C22
												seat H18 ¹ / ₂	MT
												arm H26	
		Stacks 3 high											
T4364-1		SALVATI ARM CHAIR WOOD BACK											
		938	941	947	953	959	965	971	977	1125	3/4	W22 D24 ¹ / ₄ H33 ³ / ₄	C22
												seat H18 ¹ / ₂	MT
												arm H26	
		Stacks 3 high											
T4364-1AFB		SALVATI ARM CHAIR UPHOLSTERED INSIDE BACK, WOOD OUTSIDE BACK											
		974	980	992	1004	1016	1028	1040	1052	1169	1 1/2	W22 D24 ¹ / ₄ H33 ³ / ₄	C22
												seat H18 ¹ / ₂	MT
												arm H26	
		Stacks 3 high											

TEMPO

Beech frame with upholstered back and spring seat. Double needle stitching on seat. Nylon glides.

ORDERING:

- 1) Specify fabric selection.
- 2) Specify wood finish

CATALOG NUMBER	STANDARD FABRIC GRADES										leather	ydg	dimensions	carton wt ship pt cat page
	Com/ A	B	C	D	E	F	G	H						
T4160	TEMPO SIDE CHAIR													
	663	672	690	708	726	744	762	780	796	2 1/4		W20 ¹ / ₂ D25 H35 seat H18 ¹ / ₂	C18 MT	
T4163	TEMPO BARSTOOL													
	838	844	856	868	880	892	904	916	1005	1 1/2		W17 D22 ¹ / ₂ H42 ¹ / ₂ seat H30	C21 MT	
T4165	TEMPO ARM CHAIR													
	786	794	810	826	842	858	874	890	943	2		W23 ¹ / ₂ D25 ¹ / ₂ H35 seat H18 ¹ / ₂ arm H23 ¹ / ₂	C28 MT	
T4166	TEMPO ARM CHAIR													
	844	856	880	904	928	952	976	1000	1013	3		W24 ¹ / ₂ D26 H35 seat H18 ¹ / ₂ arm H23 ¹ / ₂	C28 MT	