

FALCON™

COMIDA™ BOOTHS





Why Choose a Falcon Booth?

VALUE

Built with the most durable raw materials, with decades of proven performance.

AVAILABILITY

Built in a furniture factory, with solid craftsmanship, our booths will sit comfortably and last for many years.

CUSTOM CAPABILITIES

In addition to our broad line of standard styles, we offer full custom capabilities, built to your specifications.

VERSATILITY

Our booths can be used in a range of applications, including: restaurants, dining facilities, lobbies, student unions, or anywhere comfortable community seating is needed.



Superior Craftsmanship



Unlimited Options



Built to Your Specifications



M592



Cafeteria



Student Lounge



Dining Hall

WHAT ARE THE MOST POPULAR BOOTH APPLICATIONS AND WHY?

Cafeterias

- Booth seating allows teams of people to relax during lunch and coffee breaks, in a comfortable environment.
- Booths create the “un office” cafeteria that attracts people to the space, versus leaving the employee to fight the lunch rush at a crowded restaurant. This will increase team building and productivity.
- Booths are a great value. You can often increase the seating density of a dining room without making it feel like a “mess hall”
- Booths provide fixed seating, which will not allow users to rearrange the furniture during the day, leaving a mess or creating a safety risk.

Public Space and Lobbies

- Often thought of as custom lounge furniture, our products are “built to size” allowing for outstanding space utilization.
- Efficient and cost effective, booths provide the ability to fill corners and awkward room sizes and shapes.

Hospitals

- Booths promote privacy for families and staff, enabling sensitive conversations to be conducted in confidence.
- Cafeterias that feel like restaurants help drive traffic to this profitable service area.

Libraries

- Allows groups of students to join together, promoting social interaction, as well as group study.
- Makes going to the library more comfortable for the student.




WHAT ARE THE MOST POPULAR OPTIONS?

- Wipe out channels are often added so that crumbs do not fall behind the seat pad.
- Fabric treatments, such as vertical channels and headrolls, allow booths to mix fabrics, creating unique textures and contrasts.

Basic Upholstered Back Treatments



Deep Bun Tufts




Deep Diamond Tufting




Headroll

Wipeout Channel



Optional crumb trough, available in wood, vinyl, or laminate, depending on booth construction




Horizontal Channel Tufts



Deep Vertical Channel Tufts



Plain Roll Border

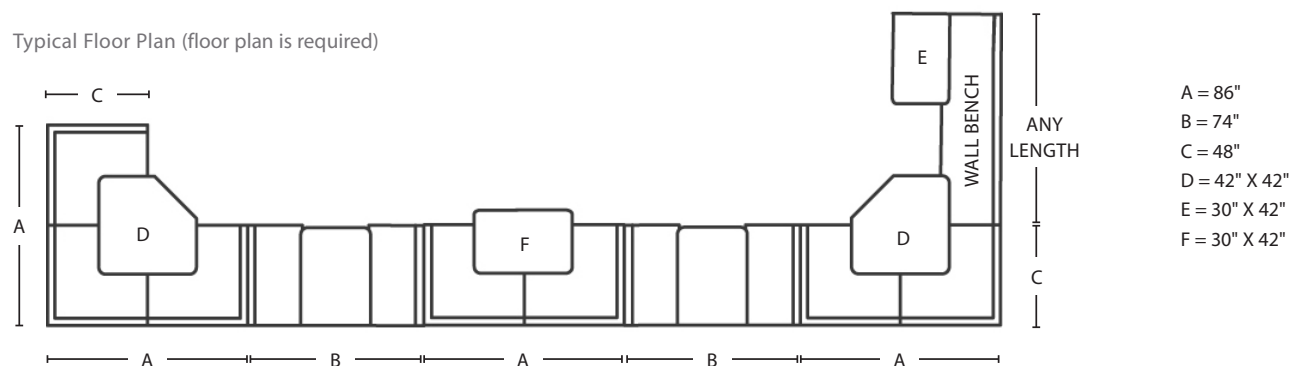


Plain With Nail Trim

WHO CAN HELP WITH FIELD DIMENSIONS AND INSTALLATIONS?

- We can! We can measure a project for you. If it has curved walls or unusual corners just call us and we can add this service to our quotation. In addition, each member of our sales team is trained to guide you through this process.
- Installation is easy. We carton each booth so that it arrives at the job site in good condition. Once on sight, most people just place them in the room. You can attach to the floor and we have instructions for this process. However that is generally not required.

Typical Floor Plan (floor plan is required)



HOW TO ORDER

1. Provide Floorplan
2. Specify Quantity
3. Specify Booth Style (include back treatment, structure number, and length)
4. Select Laminate or Wood Finish for Booth Top, Ends, Wipeout Channel, Island, and Outside Back (where applicable)
 - Include manufacturer, pattern and color
 - Grade 1 Laminates is standard, see Laminates section in back
 - We can supply any current brand of laminate, call for quote
 - WBF Woodtones are standard, see Wood Finishes section in back
5. Select Upholstery for Booth Inside Back and Seat (include manufacturer, pattern and color)
 - Confirm yardage requirements with Sales or Customer Service.
 - For upholstery grades, contact your sales representative
 - For C.O.M. information, see next page
6. Specify Options (see product information for available options)
7. F.O.B. Factory
8. Freight
 - Zone 1, Included in list price. Zone 2, Add 4% to list price

Freight Zones



FIRE RETARDANCY INFORMATION

All Falcon seating products are standard with foam meeting California Technical Bulletin #117. It is the customer's responsibility to specify fire retardant fabric to meet any fire codes. Falcon has the capability to meet California Technical Bulletin #133 when required, order must specify clearly. Call for quotation.

Note: Customer's own material (C.O.M.) must be pre-approved by factory before order can be processed when TB-133 is required. Consult Sales Representative or contact Customer Service for approval arrangements. Customer is responsible for all costs incurred for fabric treatments. Full scale testing, when required, will be charged to customer.

Foam

Falcon can furnish flame retardant foam to meet the following specifications:

- Boston Port Authority and City Code
- Port Authority of New York and New Jersey Revision 481
- FAA 25.853 (AF)
- FAR 25.853-25 (BF)
- Motor Vehicle Spec. MVSS302
- UFAC current standards as of 9/81

If specific certification is required, customer will be charged the cost of sampling, testing and freight. Items to be manufactured in compliance with one or more of the above codes must be so stated on customer's purchase order at the time the order is placed. Contact a Sales Representative or Customer Service for quote.

Note: Falcon has the ability to meet any national fire code requirements.

Contact customer service for more information.

WOOD FINISHES

WBF WOOD FINISHES

Natural	WBF110
Golden	WBF112
Medium Oak	WBF122
Chestnut	WBF124
Medium Brown Mahogany	WBF126
Dark Walnut	WBF128
Light Cherry	WBF131
Amber Cherry	WBF134
Royal Mahogany	WBF136
Black	WBF154

STANDARD FINISH - NO UPCHARGE

WBF Wood Finish with Semi-Gloss Lacquer.

Note: Wood finishes will vary due to inconsistencies in lumber and moisture, therefore we assume no responsibility for matches to exact tones. When matching to laminate patterns containing large variations in color, stain will be matched with harmonizing tone.

See Metal Finishes swatches on back cover



C.O.M. INFORMATION

- Yardage requirements are based on a minimum quantity of 10. For smaller or larger orders, contact Customer Service for exact yardage requirements.
- Some C.O.M. fabrics may require other methods of cutting, which in turn, requires more yardage than shown in the price list.
- Submit cuttings of C.O.M. fabrics with order to determine actual yardage requirement.
- The company reserves the right to refuse C.O.M. orders (or process without responsibility) where fabric is not suitable because of pattern, weight, width, stretch, etc. Thin fabrics are unsuitable unless laminated or backed.
- We assume no responsibility for wearability of C.O.M. fabrics. They are applied totally at customer's own risk.

SHIP ALL C.O.M. PREPAID TO:

Falcon
810 West Hwy 25/70
Newport, TN 37821

Shipments to other locations will cause delays in production and additional freight charges.

Tag

Supplier must include a tag listing:

- Customer Name
- Total Yardage Shipped
- Pattern Identification
- Falcon Acknowledgement Number or Customer P.O. Number
- Reference each piece of COM the model number and quantity of chairs on which it is to be applied.

Mark

- Reversible Fabric - mark face side
- Striped Fabric - specify direction of stripe (vertical or horizontal)

ADDITIONAL FABRIC GRADES AND PRICING

For prices on additional fabric options, contact your sales representative.

OPTIONS

Custom Orders

Standard booths can be made to special sizes, angles, trim, seats, special sewing, etc.; we welcome your special requests.

Templates are required when special booths are ordered or when booths have to fit in or around certain architectural structures. Always send plan with "written-in" dimensions.

Field Dimensions - Critical measurement must be taken in cases where a wallbench or booth must fit between existing walls. As a rule wallbenches are manufactured one inch less in order to be installed between walls.

Fillets

Call for quotation.

BEZANT

	SINGLE	DOUBLE	DEUCE SINGLE	DEUCE DOUBLE	
DIMENSIONS	H 36"/42" Seat H 18" D 25" Seat D 18" L 48"	H 36"/42" Seat H 18" D 46" Seat D 18" L 48"	H 36"/42" Seat H 18" D 25" Seat D 18" L 30"	H 36"/42" Seat H 18" D 46" Seat D 18" L 30"	
OUTSIDE BACK	Finished	N/A	Finished	N/A	

36" H

MODEL NUMBER	BZ12-36	BZ22-36	BZ16-36	BZ26-36	
YARDAGE Plain / Optional	2.5 / 3	5 / 5.5	2.33 / 3	4.66 / 5	
LIST PRICE - COM Plain / Optional	\$1,500 / \$1,721	\$2,445 / \$2,849	\$1,421 / \$1,650	\$2,326 / \$2,710	

42" H

MODEL NUMBER	BZ12-42	BZ22-42	BZ16-42	BZ26-42	
YARDAGE Plain / Optional	3 / 3.5	6 / 6.5	2.5 / 3.25	5 / 5.5	
LIST PRICE - COM Plain / Optional	\$1,726 / \$1,980	\$2,812 / \$3,275	\$1,634 / \$1,897	\$2,674 / \$3,116	

Features

- Removable Spring Seat
- Removable Back Pad
- Base, Black Vinyl
- Laminated Wipe Out Channel
- Optional Inside Backs available:
 - 10 Vertical Channel
 - 20 Horizontal Channel
 - 02 Headroll

Options

- Laminated or Wood Base/upcharge

Single	Double	Wallbench
\$142	\$198	\$50/linear ft.
- Laminated Outside Back/upcharge

Single	Double	Wallbench
\$127 per linear ft.		

 Add CC to model number
 .4 yards per linear ft.

DES PERES

	SINGLE	DOUBLE	DEUCE SINGLE	DEUCE DOUBLE	
MODEL NUMBER	DP12-48	DP22-48	DP16-48	DP26-48	
DIMENSIONS	H 48" Seat H 30" D 24" Seat D 18" L 48"	H 48" Seat H 30" D 48" Seat D 18" L 48"	H 48" Seat H 30" D 24" Seat D 18" L 30"	H 48" Seat H 30" D 48" Seat D 18" L 30"	
YARDAGE	5	Custom	3.13	Custom	
OUTSIDE BACK	Finished	N/A	Finished	N/A	
LIST PRICE - COM	\$7,490	Custom Quote	\$5,618	Custom Quote	

Features

- Wood Finished Top and End Trim
- Spring Seat
- Wood Tapered Legs
- Wood Front Stretchers
- Stainless Steel Clad Channel Molding

Options

- Upholstered Outside Back/upcharge

Single	Double	Wallbench
\$64 per linear ft.		

 Add AA to model number
 .25 yards per linear ft.

NOTE

- Cantilever and pin legs are available for tables. Contact your local sales representative or customer service for additional information.
- All yardage based on 54" wide, plain, no repeat fabric. Call to confirm yardage requirements.
- All prices are list delivered to Zone 1. Add 4% for Zone 2.



	1/4 CIRCLE	1/2 CIRCLE	3/4 CIRCLE	WALL BENCH
	H 36"/42" Seat H 18" D 25" Seat D 18" L 48" x 48"	H 36"/42" Seat H 18" D 25" Seat D 18" L 48" x 86" x 48"	H 36"/42" Seat H 18" D 25" Seat D 18" L 48" x 86" x 86" x 48"	H 36"/42" Seat H 18" D 25" Seat D 18"
	Unfinished	Unfinished	Unfinished	Unfinished

	BZ31-36	BZ32-36	BZ33-36	BZ40-36
	5 / 6	10 / 11	15 / 16	.75 / 1 per linear foot
	\$2,710 / \$3,694	\$7,118 / \$7,388	\$10,680 / \$11,081	\$464/\$529 per linear ft

	BZ31-42	BZ32-42	BZ33-42	BZ40-42
	6 / 7	12 / 13	18 / 18	1 / 1.3 per linear foot
	\$3,116 / \$4,248	\$8,187 / \$8,497	\$12,282 / \$12,742	\$533/\$609 per linear ft

Options, con't

Optional Lengths:

- Standard Deuce Length to 36" -
15% to Deuce Single or Deuce Double Price
- 37" to Standard Single/Double Length -
10% to Single or Double Price
- 49" to 60" - 25% to Single or Double Price
- Single over 60" - Use Wall Bench Price

	1/4 CIRCLE	1/2 CIRCLE	3/4 CIRCLE	WALL BENCH
	DP31-48	DP32-48	DP33-48	DP40-48
	H 48" Seat H 30" D 24" Seat D 18" L 48" x 43"	H 48" Seat H 30" D 24" Seat D 18" L 48" x 86" x 48"	H 48" Seat H 30" D 24" Seat D 18" L 48" x 86" x 86" x 48"	H 48" Seat H 30" D 24" Seat D 18"
	Custom	Custom	Custom	1.25 per linear foot
	Unfinished	Unfinished	Unfinished	Unfinished
	Custom Quote	Custom Quote	Custom Quote	\$932 per linear foot



Bezant



Des Peres

DUNHILL

	SINGLE	DOUBLE	DEUCE SINGLE	DEUCE DOUBLE	
DIMENSIONS	H 36"/42"/48" Seat H 18" D 24" Seat D 18" L 48"	H 36"/42"/48" Seat H 18" D 46" Seat D 18" L 48"	H 36"/42"/48" Seat H 18" D 24" Seat D 18" L 30"	H 36"/42"/48" Seat H 18" D 46" Seat D 18" L 30"	
OUTSIDE BACK	Finished	N/A	Finished	N/A	

36" H

MODEL NUMBER	DN12-36	DN22-36	DN16-36	DN26-36	
YARDAGE Plain / Optional	4 / 4	5.5 / 6.5	3.66 / 3.66	5.5 / 5.5	
LIST PRICE - COM Plain / Optional	\$990 / \$1,254	\$1,567 / \$2,016	\$888 / \$1,129	\$1,408 / \$1,806	

42" H

MODEL NUMBER	DN12-42	DN22-42	DN16-42	DN26-42	
YARDAGE Plain / Optional	4.5 / 5	6 / 6.5	4.25 / 4.75	5.75 / 6	
LIST PRICE - COM Plain / Optional	\$1,079 / \$1,373	\$1,710 / \$2,208	\$973 / \$1,237	\$1,544 / \$1,982	

48" H

MODEL NUMBER	DN12-48	DN22-48	DN16-48	DN26-48	
YARDAGE Plain / Optional	5.5 / 5.5	7 / 7	5 / 5	6.5 / 6.8	
LIST PRICE - COM Plain / Optional	\$1,238 / \$1,567	\$1,959 / \$2,520	\$1,110 / \$1,411	\$1,761 / \$2,259	

Features

- Removable Spring Seat
- Back Pad
- Base, Black Vinyl
- Optional Inside Backs available:
 - 10 Vertical Channel
 - 20 Horizontal Channel
 - 02 Headroll

Options

	Single	Double	Wallbench
• Wood or Laminated Top Cap	\$65	\$94	\$16/linear ft.
• Wood or Laminated Back End Caps	\$127	\$189	\$23/linear ft.
• Wood or Laminated Island	\$202	\$351	\$50/linear ft.
• Wood or Laminated Wipe-out Channel	\$82	\$162	\$19/linear ft.
• Upholstered Wipe-out Channel	\$48	\$94	\$18/linear ft.
• Wood or Laminated Enclosed Base	\$135	\$189	\$48/linear ft.
• Wood or Laminated Outside Back	\$302	--	\$114/linear ft.

HAVERFORD

	SINGLE	DOUBLE	DEUCE SINGLE	DEUCE DOUBLE	
DIMENSIONS	H 36"/42"/48" Seat H 18" D 24" Seat D 18" L 48"	H 36"/42"/48" Seat H 18" D 46" Seat D 18" L 48"	H 36"/42"/48" Seat H 18" D 24" Seat D 18" L 30"	H 36"/42"/48" Seat H 18" D 46" Seat D 18" L 30"	
OUTSIDE BACK	Finished	N/A	Finished	N/A	

36" H

MODEL NUMBER	HV12-36	HV22-36	HV16-36	HV26-36	
YARDAGE Plain / Optional	3.75 / 4	5 / 6	2.25 / 3.5	4 / 5	
LIST PRICE - COM Plain / Optional	\$1,442 / \$1,687	\$2,298 / \$2,751	\$1,293 / \$1,521	\$2,067 / \$2,473	

42" H

MODEL NUMBER	HV12-42	HV22-42	HV16-42	HV26-42	
YARDAGE Plain / Optional	4 / 5	6 / 6.5	3.5 / 4.5	5 / 6	
LIST PRICE - COM Plain / Optional	\$1,658 / \$1,941	\$2,643 / \$3,163	\$1,486 / \$1,749	\$2,377 / \$2,843	

48" H

MODEL NUMBER	HV12-48	HV22-48	HV16-48	HV26-48	
YARDAGE Plain / Optional	4.5 / 5.5	6.5 / 7	4 / 5	5.5 / 6.5	
LIST PRICE - COM Plain / Optional	\$1,803 / \$2,109	\$2,874 / \$3,438	\$1,615 / \$1,902	\$2,584 / \$3,090	

Features

- Removable Spring Seat
- Back Pad
- Base, Black Vinyl
- Oak Trim
- Outside Back
- Optional Inside Backs available:
 - 10 Vertical Channel
 - 20 Horizontal Channel

Options

	Single	Double	Wallbench
• Laminated or Wood Base/upcharge	\$135	\$189	\$48/linear ft.
• Upholstered Wipeout Channel	\$48	\$94	\$18/linear ft.

NOTE

- Cantilever and pin legs are available for tables. Contact your local sales representative or customer service for additional information.
- All yardage based on 54" wide, plain, no repeat fabric. Call to confirm yardage requirements.
- All prices are list delivered to Zone 1. Add 4% for Zone 2.



1/4 CIRCLE	1/2 CIRCLE	3/4 CIRCLE	WALL BENCH
H 36"/42"/48" Seat H 18" D 24" Seat D 18" L 48" x 43"	H 36"/42"/48" Seat H 18" D 24" Seat D 18" L 48" x 86" x 48"	H 36"/42"/48" Seat H 18" D 24" Seat D 18" L 48" x 86" x 86" x 48"	H 36"/42"/48" Seat H 18" D 24" Seat D 18"
Unfinished	Unfinished	Unfinished	Unfinished

DN31-36	DN32-36	DN33-36	DN40-36
6 / 6.5	12 / 12.5	18 / 18.5	1 / 1.5 per linear ft
\$2,293 / \$2,679	\$4,556 / \$5,311	\$6,817 / \$7,934	\$305/\$364 per linear ft

DN31-42	DN32-42	DN33-42	DN40-42
7 / 7.5	13 / 13.5	19 / 19.5	1.75 / 2.5 per linear ft
\$2,512 / \$2,936	\$4,976 / \$5,819	\$7,445 / \$8,695	\$341/\$402 per linear ft

DN31-48	DN32-48	DN33-48	DN40-48
8 / 8.5	14 / 14.5	20 / 20.5	2 / 2.5 per linear ft
\$2,867 / \$3,348	\$5,694 / \$6,639	\$8,520 / \$9,929	\$380/\$456 per linear ft

Options, con't

• Upholstered Outside Back/upcharge

Add AA to model number

36" (.4 yards per linear ft.) \$49 per linear ft.

42" (.4 yards per linear ft.) \$54 per linear ft.

48" (.4 yards per linear ft.) \$56 per linear ft.

Optional Lengths:

• Standard Deuce Length to 36" -

15% to Deuce Single or Deuce Double Price

• 37" to Standard Single/Double Length -

10% to Single or Double Price

• 49" to 60" - 25% to Single or Double Price

• Single over 60" - Use Wall Bench Price

1/4 CIRCLE	1/2 CIRCLE	3/4 CIRCLE	WALL BENCH
H 36"/42"/48" Seat H 18" D 24" Seat D 18" L 48" x 43"	H 36"/42"/48" Seat H 18" D 24" Seat D 18" L 48" x 86" x 48"	H 36"/42"/48" Seat H 18" D 24" Seat D 18" L 48" x 86" x 86" x 48"	H 36"/42"/48" Seat H 18" D 24" Seat D 18"
Unfinished	Unfinished	Unfinished	Unfinished

HV31-36	HV32-36	HV33-36	HV40-36
6.25 / 6.5	12.5 / 13	18.75 / 19.5	.75 / 1.5 per linear ft
\$2,899 / \$3,361	\$5,800 / \$6,727	\$8,700 / \$10,086	\$415/\$482 per linear ft

HV31-42	HV32-42	HV33-42	HV40-42
6.5 / 7.5	13 / 13.5	19.5 / 20.5	1 / 2 per linear foot
\$3,334 / \$3,865	\$6,671 / \$7,736	\$10,005 / \$11,599	\$477/\$553 per linear ft

HV31-48	HV32-48	HV33-48	HV40-48
7 / 8.5	14 / 14.5	20 / 21	1.5 / 2.5 per linear foot
\$3,625 / \$4,201	\$7,249 / \$8,409	\$10,876 / \$12,607	\$520/\$602 per linear ft

Options, con't

• Upholstered Outside Back/upcharge

Add AA to model number

36" (.4 yards per linear ft.) \$49 per linear ft.

42" (.4 yards per linear ft.) \$54 per linear ft.

48" (.4 yards per linear ft.) \$56 per linear ft.

Optional Lengths:

• Standard Deuce Length to 36" -

15% to Deuce Single or Deuce Double Price

• 37" to Standard Single/Double Length -

10% to Single or Double Price

• 49" to 60" - 25% to Single or Double Price

• Single over 60" - Use Wall Bench Price



Dunhill



Haverford

HAZELWOOD

	SINGLE	DOUBLE	DEUCE SINGLE	DEUCE DOUBLE	
MODEL NUMBER	HZ12-34	HZ22-34	HZ16-34	HZ26-34	
DIMENSIONS	H 34" Seat H 18" D 27" Seat D 18" L 48"	H 34" Seat H 18" D 46" Seat D 18" L 48"	H 34" Seat H 18" D 27" Seat D 18" L 30"	H 34" Seat H 18" D 46" Seat D 18" L 30"	
OUTSIDE BACK	Finished	N/A	Finished	N/A	
YARDAGE	5	9	4	7.5	
LIST PRICE - COM	\$1,752	\$2,759	\$1,593	\$2,517	

Features

- Back Upholstered in 2 Horizontal Channels with a Vertical Split
- Removable Spring Seat, Split to Match Book
- Upholstered Upper Base with Horizontal Welt in Center
- Enclosed Black Vinyl Rubber Kickbase

Options

- Upholstered Outside Back/upcharge \$66 per linear ft.
Add AA to model number
.4 yards per linear ft.
- Contact your local sales representative for available options and pricing

M560

	SINGLE	DOUBLE	DEUCE SINGLE	DEUCE DOUBLE	
MODEL NUMBER	M560S-36	M560D-36	M560DS-36	M560DD-36	
DIMENSIONS	H 36" Seat H 18" D 24" Seat D 18" L 48"	H 36" Seat H 18" D 46" Seat D 18" L 48"	H 36" Seat H 18" D 24" Seat D 18" L 30"	H 36" Seat H 18" D 46" Seat D 18" L 30"	
OUTSIDE BACK	Finished	N/A	Finished	N/A	
YARDAGE	4	5.5	3.66	5	
LIST PRICE - COM	\$990	\$1,567	\$888	\$1,408	

Features

- Back Upholstered Plain with 6" Wide Plain Horizontal Headroll
- Removable Spring Seat
- Enclosed Black Vinyl Rubber Kickback

Options

- Upholstered Outside Back/upcharge \$43 per linear ft.
Add AA to model number
.4 yards per linear ft.
- Contact your local sales representative for available options and pricing

M592

	WALL BENCH	
MODEL NUMBER	M592-34	
DIMENSIONS	H 34" Seat H 18" D 30" L 72"	

FEATURES

- Wood Finished Top, End Trim, and Upperbase
- Spring Seat
- Back Upholstered in Deep Bun Tufts
- Wood Tapered Legs

Specialty Booth Due to the highly custom nature of this specialty product, contact your local sales representative for pricing

MENLO PARK

	SINGLE	WALL BENCH	
DIMENSIONS	H 36"/42"/48" Seat H 18.5" D 28.25" Seat D 20" L 30"	H 36"/42"/48" Seat H 18.5" D 28.25" Seat D 20"	

36" H

MODEL NUMBER	MN16-36	MN40-36
YARDAGE	5	1.25 per linear ft
LIST PRICE - COM	\$1,793	\$597 per linear foot

42" H

MODEL NUMBER	MN16-42	MN40-42
YARDAGE	5.6	1.33 per linear ft
LIST PRICE - COM	\$2,062	\$688 per linear foot

48" H

MODEL NUMBER	MN16-48	MN40-48
YARDAGE	6	1.5 per linear ft
LIST PRICE - COM	\$2,242	\$748 per linear foot

FEATURES

- Web Seat
- Plain Inside Back
- Base is Laminated, Grade 1
- Double Needle Reinforced Stitching
- Finished Ends
- Unfinished Outside Back

NOTE

- Cantilever and pin legs are available for tables. Contact your local sales representative or customer service for additional information.
- All yardage based on 54" wide, plain, no repeat fabric. Call to confirm yardage requirements.
- All prices are list delivered to Zone 1. Add 4% for Zone 2.



	1/4 CIRCLE				1/2 CIRCLE				3/4 CIRCLE				WALL BENCH			
	HZ31-34				HZ32-34				HZ33-34				HZ40-34			
	H 34"	Seat H 18"	D 27"	Seat D 18"	H 34"	Seat H 18"	D 27"	Seat D 18"	H 34"	Seat H 18"	D 27"	Seat D 18"	H 34"	Seat H 18"	D 27"	Seat D 18"
	L 48" x 43"				L 48" x 86" x 48"				L 48" x 86" x 86" x 48"							
	Unfinished				Unfinished				Unfinished				Unfinished			
	9.5				19				28.5				1.25 per linear ft			
	\$4,086				\$8,171				\$12,259				\$542 per linear ft			



Hazelwood

	1/4 CIRCLE				1/2 CIRCLE				3/4 CIRCLE				WALL BENCH			
	M560QTRC-36				M560HC-36				M560S3QTRC-36				M560WB-36			
	H 36"	Seat H 18"	D 24"	Seat D 18"	H 36"	Seat H 18"	D 24"	Seat D 18"	H 36"	Seat H 18"	D 24"	Seat D 18"	H 36"	Seat H 18"	D 24"	Seat D 18"
	L 48" x 43"				L 48" x 86" x 48"				L 48" x 86" x 86" x 48"							
	Unfinished				Unfinished				Unfinished				Unfinished			
	6.5				12.5				18.5				1.5 per linear ft			
	\$2,293				\$4,556				\$6,817				\$305 per linear ft			



M560

OPTIONS

- Modifications to featured style are limitless
- Submit drawings and floor plan
- Contact local sales representative for assistance



M592 - Specialty Booth

OPTIONS

- Upholstered Outside Back/upcharge
 - 36" (.4 yards per linear ft.) \$49 per linear ft.
 - 42" (.4 yards per linear ft.) \$54 per linear ft.
 - 48" (.4 yards per linear ft.) \$56 per linear ft.
 - Add AA to model number
- Power Console/upcharge \$500
 - Not available on upholstered outside back
 -
- GLB65 Power Unit
 - Satin Nickel Finish/upcharge \$283
 - Powdercoat Finish/upcharge \$204 (Black, Parchment, and Silver)
 - Other Electrical Options Available as Special Quote

GLB65 Power Unit
2 Simplexes,
Powdercoat Finish

Menlo Park



WESTBURY

	SINGLE	DOUBLE	DEUCE SINGLE	DEUCE DOUBLE	
DIMENSIONS	H 36"/42"/48" Seat H 18" D 26" Seat D 19.25" L 48"	H 36"/42"/48" Seat H 18" D 48" Seat D 19.25" L 48"	H 36"/42"/48" Seat H 18" D 26" Seat D 19.25" L 30"	H 36"/42"/48" Seat H 18" D 48" Seat D 19.25" L 30"	
OUTSIDE BACK	Finished	N/A	Finished	N/A	

36" H

MODEL NUMBER	WB12-36	WB22-36	WB16-36	WB26-36	
YARDAGE	4	5.5	3.5	5	
LIST PRICE - COM	\$1,402	\$2,207	\$1,275	\$2,014	

42" H

MODEL NUMBER	WB12-42	WB22-42	WB16-42	WB26-42	
YARDAGE	5	7	4.5	6.25	
LIST PRICE - COM	\$1,515	\$2,384	\$1,377	\$2,175	

48" H

MODEL NUMBER	WB12-48	WB22-48	WB16-48	WB26-48	
YARDAGE	6.25	8.5	5.5	8	
LIST PRICE - COM	\$1,590	\$2,503	\$1,446	\$2,284	

Features

- Spring Seat
- Upholstered Back Pad
- Base, Black Vinyl

Options

- Laminated or Wood Base/upcharge

Single

\$135

Double

\$189

Wallbench

\$48/linear ft.

WHITFIELD

	SINGLE	DOUBLE	DEUCE SINGLE	DEUCE DOUBLE	
DIMENSIONS	H 36"/42"/48" Seat H 18" D 26" Seat D 20.5" L 48"	H 36"/42"/48" Seat H 18" D 48" Seat D 20.5" L 48"	H 36"/42"/48" Seat H 18" D 26" Seat D 20.5" L 30"	H 36"/42"/48" Seat H 18" D 48" Seat D 20.5" L 30"	
OUTSIDE BACK	Finished	N/A	Finished	N/A	

36" H

MODEL NUMBER	WH12-36	WH22-36	WH16-36	WH26-36	
YARDAGE	4	5.5	3.5	5	
LIST PRICE - COM	\$1,293	\$2,035	\$1,175	\$1,856	

42" H

MODEL NUMBER	WH12-42	WH22-42	WH16-42	WH26-42	
YARDAGE	4.25	6	3.75	5.25	
LIST PRICE - COM	\$1,446	\$2,264	\$1,314	\$2,088	

48" H

MODEL NUMBER	WH12-48	WH22-48	WH16-48	WH26-48	
YARDAGE	4.5	6.5	4	6	
LIST PRICE - COM	\$1,615	\$2,543	\$1,468	\$2,321	

Features

- Removable Spring Seat
- Upholstered Back Pad
- Base, Black Vinyl

Options

- Laminated or Wood Base/upcharge
- Upholstered Wipeout Channel

Single

\$135
\$48

Double

\$189
\$94

Wallbench

\$48/linear ft.
\$18/linear ft.

NOTE

- Cantilever and pin legs are available for tables. Contact your local sales representative or customer service for additional information.
- All yardage based on 54" wide, plain, no repeat fabric. Call to confirm yardage requirements.
- All prices are list delivered to Zone 1. Add 4% for Zone 2.



	1/4 CIRCLE	1/2 CIRCLE	3/4 CIRCLE	WALL BENCH
	H 36/42/48" Seat H 18" D 26" Seat D 19.25" L 48" x 43"	H 36/42/48" Seat H 18" D 26" Seat D 19.25" L 48" x 86" x 48"	H 36/42/48" Seat H 18" D 26" Seat D 19.25" L 48" x 86" x 86" x 48"	H 36/42/48" Seat H 18" D 26" Seat D 19.25"
	Unfinished	Unfinished	Unfinished	Unfinished

	WB31-36	WB32-36	WB33-36	WB40-36
	5.5	10.5	15.5	1.3 per linear ft.
	\$3,268	\$6,537	\$9,807	\$434 per linear foot

	WB31-42	WB32-42	WB33-42	WB40-42
	6.9	13.13	19.4	1.7 per linear ft.
	\$3,530	\$7,059	\$10,591	\$468 per linear foot

	WB31-48	WB32-48	WB33-48	WB40-48
	8.6	16.4	24.23	2 per linear ft.
	\$3,705	\$7,412	\$11,121	\$492 per linear foot

Options, con't

• Upholstered Outside Back/upcharge

Add AA to model number

36" (.4 yards per linear ft.) \$53 per linear ft.

42" (.4 yards per linear ft.) \$57 per linear ft.

48" (.4 yards per linear ft.) \$60 per linear ft.

Optional Lengths:

• Standard Deuce Length to 36" -

15% to Deuce Single or Deuce Double Price

• 37" to Standard Single/Double Length -

10% to Single or Double Price

• 49" to 60" - 25% to Single or Double Price

• Single over 60" - Use Wall Bench Price

	1/4 CIRCLE	1/2 CIRCLE	3/4 CIRCLE	WALL BENCH
	H 36"/42"/48" Seat H 18" D 26" Seat D 20.5" L 48" x 43"	H 36"/42"/48" Seat H 18" D 26" Seat D 20.5" L 48" x 86" x 48"	H 36"/42"/48" Seat H 18" D 26" Seat D 20.5" L 48" x 86" x 86" x 48"	H 36"/42"/48" Seat H 18" D 26" Seat D 20.5"
	Unfinished	Unfinished	Unfinished	Unfinished

	WH31-36	WH32-36	WH33-36	WH40-36
	5.5	10.5	15.5	1.33 per linear foot
	\$3,012	\$6,025	\$9,039	\$400 per linear foot

	WH31-42	WH32-42	WH33-42	WH40-42
	5.75	11.5	18	1.5 per linear foot
	\$3,346	\$6,694	\$10,040	\$457 per linear foot

	WH31-48	WH32-48	WH33-48	WH40-48
	6	12	19	1.66 per linear foot
	\$3,765	\$7,532	\$11,300	\$500 per linear foot

Options, con't

• Upholstered Outside Back/upcharge

Add AA to model number

36" (.4 yards per linear ft.) \$49 per linear ft.

42" (.4 yards per linear ft.) \$54 per linear ft.

48" (.4 yards per linear ft.) \$56 per linear ft.

Optional Lengths:

• Standard Deuce Length to 36" -

15% to Deuce Single or Deuce Double Price

• 37" to Standard Single/Double Length -

10% to Single or Double Price

• 49" to 60" - 25% to Single or Double Price

• Single over 60" - Use Wall Bench Price



Westbury



Whitfield