

T H O N E T

TANDEM

PRICE LIST January 2017
UPDATED MAY 2017 TO INCLUDE NEW PRODUCTS

DELIVERED TO ZONE 1, ADD +4% DELIVERED TO ZONE 2



T H O N E T

CX

PRICE LIST January 2017

DELIVERED TO ZONE 1, ADD +4% DELIVERED TO ZONE 2



Small Order Charge: Orders with a combined Net price under \$1,000 will be subject to a Special Handling Charge of \$125 Net. One charge per order.






ORDERING

- 1) Specify Product Number
- 2) Specify Fabric or Mesh Color
- 3) Specify Table Laminate, if other than Standard Black
- 4) Specify Standard Powdercoat Finish
- 5) Specify Table Placement



CX5U2B

TABLE CONFIGURATIONS

-   CX5M2
-   CX5M2A
-   CX5M2B
-  = TABLE, 24W X 25D X 16H



CX6U2



CX7U2

MODULAR TWO POSITION SEATING

Dimensions: 50.5W x 26.25D x 36.5H Additional Dimensions: 19.5SW x 19SD x 17.5SH, 25.5AH

CAT #	DESCRIPTION	APPRX WT	YDG	COM/LIST	GRADE 1	GRADE 2	GRADE 3	GRADE 4	GRADE 5
CX5M2	Fixed with Arms, No Table, Mesh Seat & Back	102		N/A	2,543	N/A	N/A	NA	N/A
CX5M2A	Fixed with Arms with Table, Mesh Seat & Back	100		N/A	2,644	N/A	N/A	N/A	N/A
CX5M2B	Fixed with Arms with Table, Mesh Seat & Back	100		N/A	2,644	N/A	N/A	N/A	N/A
CX5U2	Fixed with Arms, Upholstered Seat and Back, No Table	102	3	2,758	2,838	2,907	2,986	3,102	3,214
CX5U2A	Fixed with Arms, Upholstered Seat and Back	100	1.5	2,753	2,791	2,826	2,866	2,925	2,981
CX5U2B	Fixed with Upholstered Arms With Table	100	1.5	2,753	2,791	2,826	2,866	2,925	2,981
CX6M2	Fixed with End Arms with Table, Mesh Seat & Back	102		N/A	2,488	N/A	N/A	N/A	N/A
CX6U2	Fixed with End Arms, Upholstered Seat and Back, No Table	102	3	2,705	2,786	2,855	2,934	3,049	3,162
CX7M2	Fixed with No Arms, No Table, Mesh Seat & Back	102		N/A	2,384	N/A	N/A	N/A	N/A
CX7U2	Fixed with No Arms, Upholstered Seat and Back, No Table	102	3	2,600	2,682	2,751	2,828	2,945	3,056

Mesh Colors Available: Platinum, Smoke, Black

FEATURES

- Field removable mesh/upholstered slings with optional upholstered outside back
- Black urethane arm cap standard, optional beech wood arm cap on CX5, CX6, CX7
- Grade 1 Black Laminate Table
- Grade 1 Metal Finish
- Aluminum frame with rust proof hardware - ease in cleaning.
- Cast aluminum and extruded aluminum powder coated frame
- Mesh material meets CAL 117, TB133 compliant with specific fabrics
- When using upholstery, black mesh M8 is standard substrate for upholstery

- 5 - Fixed Arms
- 6 - Fixed Arms on Ends Only
- 7 - No Arms
- M - Mesh
- U - Upholstered
- 2; 3; 4 or 5 after M or U equals number of seat positions
- A; B; C; D or E - refers to the table position
- AB; BC; CD or DE - refers to double size table in the corresponding seat positions

OPTIONS

- W-Beech Wood Arm Caps, **\$17** per arm
- Specify upholstery on outside back, if applicable, .5 yd required add the following upcharges per seat:
 - COM - **\$51**
 - Grade 1 - **\$59**
 - Grade 2 - **\$70**
 - Grade 3 - **\$87**
 - Grade 4 - **\$107**
 - Grade 5 - **\$128**

COM SHIPMENTS

810 West Hwy 25/70
Newport, TN 37827

- CXBD1 Single Unit Bolt Down Kit **\$57**
- CXBB5 Back-to-Back Bolt Down Kit for Modular Units **\$107**



Aluminum Frame



Urethane Arm



Beech Wood Arm

PRICE LIST

ORDERING

- 1) Specify Product Number
- 2) Specify Fabric or Mesh Color
- 3) Specify Table Laminate, if other than Standard Black
- 4) Specify Standard Powdercoat Finish
- 5) Specify Table Placement



CX6M3B

TABLE CONFIGURATIONS

	NONE		AB
	A		BC
	B		AC
	C		

= TABLE, 24W X 25D X 16H
 = ONE RECTANGULAR TABLE, 48W X 24D X 16H



CX6M3



CX7M3

MODULAR THREE POSITION SEATING

Dimensions: 75.75W x 26.25D x 36.5H Additional Dimensions: 15.5SW x 19SD x 17.5SH, 25.5AH

CAT #	DESCRIPTION	APPRX WT	YDG	COM/LIST	GRADE 1	GRADE 2	GRADE 3	GRADE 4	GRADE 5
CX5M3	Fixed with Arms, No Table, Mesh Seat & Back	153	0	N/A	3,556	N/A	N/A	N/A	N/A
CX5M3A CX5M3B CX5M3C	Fixed with Arms With Table, Mesh Seat & Back	151	0	N/A	3,659	N/A	N/A	N/A	N/A
CX5M3AB CX5M3BC	Fixed with Arms With Two Tables, Mesh Seat & Back	153	0	N/A	3,139	N/A	N/A	N/A	N/A
CX5M3AC	Fixed with Arms With Two Tables, Mesh Seat & Back	153	0	N/A	3,762	N/A	N/A	N/A	N/A
CX5U3	Fixed with Arms, Upholstered Seat and Back, No Table	153	4.5	3,881	4,005	4,107	4,225	4,399	4,566
CX5U3A CX5U3B CX5U3C	Fixed with Arms, Upholstered Seat and Back, with Table	151	3	3,875	3,958	4,027	4,103	4,221	4,333
CX5U3AB CX5U3BC	Fixed with Arms, Upholstered Seat and Back, with Two Tables	153	1.5	3,549	3,590	3,624	3,663	3,720	3,777
CX5U3AC	Fixed with Arms, Upholstered Seat and Back, with Two Tables	153	1.5	3,869	3,910	3,945	3,985	4,042	4,097
CX6M3	Fixed with End Arms, No Table, Mesh Seat & Back	153	0	N/A	3,453	NA	N/A	N/A	N/A
CX6U3	Fixed with End Arms, Upholstered Seat and Back, No Table	153	4.5	3,777	3,900	4,003	4,120	4,293	4,462
CX7M3	Fixed with No Arms, No Table, Mesh Seat & Back	153	0	NA	3,347	N/A	N/A	N/A	N/A
CX7U3	Fixed with No Arms, Upholstered Seat and Back, No Table	153	4.5	3,673	3,795	3,898	4,014	4,189	4,358

Mesh Colors Available: Platinum, Smoke, Black

FEATURES

- Field removable mesh/upholstered slings with optional upholstered outside back
- Black urethane arm cap standard, optional beech wood arm cap on CX5, CX6, CX7
- Grade 1 Black Laminate Table
- Grade 1 Metal Finish
- Aluminum frame with rust proof hardware - ease in cleaning.
- Cast aluminum and extruded aluminum powder coated frame
- Mesh material meets CAL 117, TB133 compliant with specific fabrics
- When using upholstery, black mesh M8 is standard substrate for upholstery

- 5 - Fixed Arms
- 6 - Fixed Arms on Ends Only
- 7 - No Arms
- M - Mesh
- U - Upholstered
- 2; 3; 4 or 5 after M or U equals number of seat positions
- A; B; C; D or E - refers to the table position
- AB; BC; CD or DE - refers to double size table in the corresponding seat positions

OPTIONS

- W-Beech Wood Arm Caps, \$17 per arm
- Specify upholstery on outside back, if applicable, .5 yd required add the following upcharges per seat:

COM - **\$51**
 Grade 1 - **\$59**
 Grade 2 - **\$70**
 Grade 3 - **\$87**
 Grade 4 - **\$107**
 Grade 5 - **\$128**

COM SHIPMENTS

810 West Hwy 25/70
Newport, TN 3782



Aluminum Frame



Urethane Arm



Beech Wood Arm

- CXBD1 Single Unit Bolt Down Kit **\$57**
- CXBB5 Back-to-Back Bolt Down Kit for Modular Units **\$107**

ORDERING

- 1) Specify Product Number
- 2) Specify Fabric or Mesh Color
- 3) Specify Table Laminate, if other than Standard Black
- 4) Specify Standard Powdercoat Finish
- 5) Specify Table Placement



CX5U4

TABLE CONFIGURATIONS

<input type="checkbox"/>	<input type="checkbox"/>	<input type="checkbox"/>	<input type="checkbox"/>	NONE	<input checked="" type="checkbox"/>	<input checked="" type="checkbox"/>	<input type="checkbox"/>	<input type="checkbox"/>	AB
<input checked="" type="checkbox"/>	<input type="checkbox"/>	<input type="checkbox"/>	<input type="checkbox"/>	A	<input checked="" type="checkbox"/>	<input type="checkbox"/>	<input checked="" type="checkbox"/>	<input type="checkbox"/>	AC
<input type="checkbox"/>	<input checked="" type="checkbox"/>	<input type="checkbox"/>	<input type="checkbox"/>	B	<input checked="" type="checkbox"/>	<input type="checkbox"/>	<input type="checkbox"/>	<input checked="" type="checkbox"/>	AD
<input type="checkbox"/>	<input type="checkbox"/>	<input checked="" type="checkbox"/>	<input type="checkbox"/>	C	<input type="checkbox"/>	<input checked="" type="checkbox"/>	<input checked="" type="checkbox"/>	<input type="checkbox"/>	BC
<input type="checkbox"/>	<input type="checkbox"/>	<input type="checkbox"/>	<input checked="" type="checkbox"/>	D	<input type="checkbox"/>	<input type="checkbox"/>	<input checked="" type="checkbox"/>	<input checked="" type="checkbox"/>	CD

= TABLE, 24W X 25D X 16H
 = ONE RECTANGULAR TABLE, 48W X 24D X 16H



CX6U4

CX7U4

MODULAR FOUR POSITION SEATING

Dimensions: 101W x 26.5H x 36.5H Additional Dimensions: 19.5SW x 19 SD x 17.5SH, 25.5AH

CAT #	DESCRIPTION	APPRX WT	YDG	COM/LIST	GRADE 1	GRADE 2	GRADE 3	GRADE 4	GRADE 5
CX5M4	Fixed with Arms, No Table, Mesh Seat & Back	204	0	N/A	4,537	N/A	N/A	N/A	N/A
CX5M4A, CX5M4B CX5M4C, CX5M4D	Fixed with Arms, With Table, Mesh Seat & Back	202	0	N/A	4,640	N/A	N/A	N/A	N/A
CX5M4AB, CX5M4BC CX5M4CD	Fixed with Arms With Table, Mesh Seat & Back	204	0	N/A	4,421	N/A	N/A	N/A	N/A
CX5U4	Fixed with Arms, Upholstered Seat and Back, No Table	204	6	4,969	5,134	5,270	5,426	5,659	5,884
CX5U4A, CX5U4B CX5U4C, CX5U4D	Fixed with Arms With Table, Upholstered Seat and Back	202	4.5	4,962	5,087	5,188	5,308	5,482	5,648
CX5U4AB, CX5U4BC CX5U4CD	Fixed with Arms With Table, Upholstered Seat and Back	204	3	4,637	4,719	4,786	4,865	4,982	5,094
CX6M4	Fixed with End Arms, No Table, Mesh Seat & Back	204	0	N/A	4,380	N/A	N/A	N/A	N/A
CX6M4A, CX6M4D	Fixed with End Arms, With Table, Mesh Seat & Back	202	0	N/A	4,535	N/A	N/A	N/A	N/A
CX6M4AD	Fixed with End Arms, With Two Tables, Mesh Seat & Back	202	0	N/A	4,689	N/A	N/A	N/A	N/A
CX6U4	Fixed with End Arms, Upholstered Seat and Back, No Table	204	6	4,813	4,976	5,111	5,269	5,501	5,726
CX6U4A, CX6U4D	Fixed with End Arms, Upholstered Seat and Back, With Table	204	6	4,859	5,022	5,158	5,316	5,547	5,772
CX6U4AD	Fixed with End Arms, Upholstered Seat and Back, With Two Tables	204	6	4,904	5,068	5,205	5,363	5,594	5,819
CX7M4	Fixed with No Arms, No Table, Mesh Seat & Back	204	0	N/A	4,276	N/A	N/A	N/A	N/A
CX7U4	Fixed with No Arms, Upholstered Seat and Back, No Table	204	6	4,706	4,870	5,005	5,163	5,395	5,619

Mesh Colors Available: Platinum, Smoke, Black

FEATURES

- Field removable mesh/upholstered slings with optional upholstered outside back
- Black urethane arm cap standard, optional beech wood arm cap on CX5, CX6, CX7
- Grade 1 Black Laminate Table
- Grade 1 Metal Finish
- Aluminum frame with rust proof hardware - ease in cleaning.
- Cast aluminum and extruded aluminum powder coated frame
- Mesh material meets CAL 117, TB133 compliant with specific fabrics
- When using upholstery, black mesh M8 is standard substrate for upholstery

- 5 - Fixed Arms
- 6 - Fixed Arms on Ends Only
- 7 - No Arms
- M - Mesh
- U - Upholstered
- 2; 3; 4 or 5 after M or U equals number of seat positions
- A; B; C; D or E - refers to the table position
- AB; BC; CD or DE - refers to double size table in the corresponding seat positions

OPTIONS

- W-Beech Wood Arm Caps, **\$17** per arm
- Specify upholstery on outside back, if applicable, .5 yd required add the following upcharges per seat:
 - COM - **\$52**
 - Grade 1 - **\$59**
 - Grade 2 - **\$70**
 - Grade 3 - **\$87**
 - Grade 4 - **\$107**
 - Grade 5 - **\$128**

COM SHIPMENTS

810 West Hwy 25/70
Newport, TN 3782

- CXBD1 Single Unit Bolt Down Kit **\$57**
- CXBB5 Back-to-Back Bolt Down Kit for Modular Units **\$107**



Aluminum Frame



Urethane Arm



Beech Wood Arm

PRICE LIST


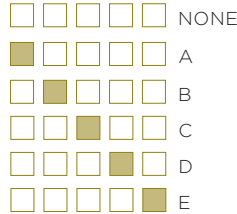
ORDERING

- 1) Specify Product Number
- 2) Specify Fabric or Mesh Color
- 3) Specify Table Laminate, if other than Standard Black
- 4) Specify Standard Powdercoat Finish
- 5) Specify Table Placement



CX5M5D

TABLE CONFIGURATIONS



■ = TABLE, 24W X 25D X 16H

■ ■ = ONE RECTANGULAR TABLE, 48W X 24D X 16H



CX6M

CX7M5

MODULAR FIVE POSITION SEATING

Dimensions: 126.25W x 26.25D x 36.5H Additional Dimensions: 19.5SW x 19 SD x 17.5SH, 25.5AH

CAT #	DESCRIPTION	APPRX WT	YDG	COM/ LIST	GRADE 1	GRADE 2	GRADE 3	GRADE 4	GRADE 5
CX5M5	Fixed with Arms, No Table, Mesh Seat & Back	255	0	N/A	5,561	N/A	N/A	N/A	N/A
CX5M5A, CX5M5B CX5M5C, CX5M5D CX5M5E	Fixed with Arms, With Table, Mesh Seat & Back	253	0	N/A	5,717	N/A	N/A	N/A	N/A
CX5M5AB, CX5M5BC CX5M5CD, CX5M5DE	Fixed with Arms, With Table, Mesh Seat & Back	255	0	N/A	5,445	N/A	N/A	N/A	N/A
CX5U5	Fixed with Arms, Upholstered Seat and Back, No Table	255	7.5	6,102	6,308	6,477	6,673	6,964	7,245
CX5U5A, CX5U5B CX5U5C, CX5U5D CX5U5E	Fixed with Arms, Upholstered Seat and Back, With Table	253	6	6,145	6,309	6,445	6,601	6,833	7,058
CX5U5AB, CX5U5BC CX5U5CD, CX5U5DE	Fixed with Arms, Upholstered Seat and Back, With Table	255	4.5	5,821	5,944	6,046	6,164	6,338	6,507
CX6M5	Fixed with End Arms, No Table, Mesh Seat & Back	255	0	N/A	5,352	N/A	N/A	N/A	N/A
CX6U5	Fixed with End Arms, Upholstered Seat and Back, No Table	255	7.5	5,892	6,097	6,267	6,464	6,755	7,035

Mesh Colors Available: Platinum, Smoke, Black

FEATURES

- Field removable mesh/upholstered slings with optional upholstered outside back
- Black urethane arm cap standard, optional beech wood arm cap on CX5, CX6, CX7
- Grade 1 Black Laminate Table
- Grade 1 Metal Finish
- Aluminum frame with rust proof hardware - ease in cleaning.
- Cast aluminum and extruded aluminum powder coated frame
- Mesh material meets CAL 117, TB133 compliant with specific fabrics
- When using upholstery, black mesh M8 is standard substrate for upholstery

- 5 - Fixed Arms
- 6 - Fixed Arms on Ends Only
- 7 - No Arms
- M - Mesh
- U - Upholstered
- 2; 3; 4 or 5 after M or U equals number of seat positions
- A; B; C; D or E - refers to the table position
- AB; BC; CD or DE - refers to double size table in the corresponding seat positions

OPTIONS

- W-Beech Wood Arm Caps, **\$17** per arm
- Specify upholstery on outside back, if applicable, .5 yd required add the following upcharges per seat:
 - COM - **\$52**
 - Grade 1 - **\$59**
 - Grade 2 - **\$70**
 - Grade 3 - **\$87**
 - Grade 4 - **\$107**
 - Grade 5 - **\$128**

COM SHIPMENTS

810 West Hwy 25/70
Newport, TN 37821



Aluminum Frame



Urethane Arm



Beech Wood Arm

- CXBD1 Single Unit Bolt Down Kit **\$57**
- CXBB5 Back-to-Back Bolt Down Kit for Modular Units **\$107**

ORDERING

- 1) Specify Product Number
- 2) Specify Fabric or Mesh Color
- 3) Specify Table Laminate, if other than Standard Black
- 4) Specify Standard Powdercoat Finish
- 5) Specify Table Placement




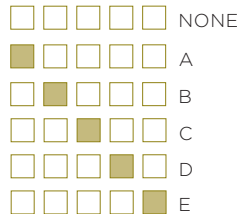
CX5M5D



CX6M5

CX7M5

TABLE CONFIGURATIONS



■ = TABLE, 24W X 25D X 16H

■ ■ = ONE RECTANGULAR TABLE, 48W X 24D X 16H

MODULAR FIVE POSITION SEATING

Dimensions: 126.25W x 26.25D x 36.5H Additional Dimensions: 19.5SW x 19 SD x 17.5SH, 25.5AH

CAT #	DESCRIPTION	APPRX WT	YDG	COM/LIST	GRADE 1	GRADE 2	GRADE 3	GRADE 4	GRADE 5
CX7M5	Fixed with No Arms, No Table, Mesh Seat & Back	255	0	N/A	5,248	N/A	N/A	N/A	N/A
CX7M5A, CX7M5B CX7M5C, CX7M5D CX7M5E	Fixed with No Arms, With Table, Mesh Seat & Back	253	0	N/A	5,401	N/A	N/A	N/A	N/A
CX7M5AB, CX7M5BC CX7M5CD, CX7M5DE	Fixed with No Arms, With Table, Mesh Seat & Back	255	0	N/A	5,234	N/A	N/A	N/A	N/A
CX7U5	Fixed with No Arms, Upholstered Seat and Back, No Table	255	7.5	5,785	5,991	6,161	6,359	6,647	6,928
CX7U5A, CX7U5B, CX7U5C, CX7U5D CX7U5E	Fixed with No Arms, Upholstered Seat and Back, With Table	253	6	5,832	5,996	6,134	6,289	6,522	6,747
CX7U5AB, CX7U5BC CX7U5CD, CX7U5DE	Fixed with No Arms, Upholstered Seat and Back, With Table	255	4.5	5,558	5,681	5,783	5,903	6,078	6,244

Mesh Colors Available: Platinum, Smoke, Black

FEATURES

- Field removable mesh/upholstered slings with optional upholstered outside back
- Black urethane arm cap standard, optional beech wood arm cap on CX5, CX6, CX7
- Grade 1 Black Laminate Table
- Grade 1 Metal Finish
- Aluminum frame with rust proof hardware - ease in cleaning.
- Cast aluminum and extruded aluminum powder coated frame
- Mesh material meets CAL 117, TB133 compliant with specific fabrics
- When using upholstery, black mesh M8 is standard substrate for upholstery

- 5 - Fixed Arms
- 6 - Fixed Arms on Ends Only
- 7 - No Arms
- M - Mesh
- U - Upholstered
- 2; 3; 4 or 5 after M or U equals number of seat positions
- A; B; C; D or E - refers to the table position
- AB; BC; CD or DE - refers to double size table in the corresponding seat positions

OPTIONS

- W-Beech Wood Arm Caps, **\$17** per arm
- Specify upholstery on outside back, if applicable, .5 yd required add the following upcharges per seat:

COM - **\$52**
 Grade 1 - **\$59**
 Grade 2 - **\$70**
 Grade 3 - **\$87**
 Grade 4 - **\$107**
 Grade 5 - **\$128**

COM SHIPMENTS

810 West Hwy 25/70
 Newport, TN 37821

- CXBD1 Single Unit Bolt Down Kit **\$57**
- CXBB5 Back-to-Back Bolt Down Kit for Modular Units **\$107**



Aluminum Frame



Urethane Arm



Beech Wood Arm