

T H O N E T[®]

PRICE LIST JANUARY 2017
UPDATED MAY 2017 TO INCLUDE NEW PRODUCTS

DELIVERED TO ZONE 1, ADD +4% DELIVERED TO ZONE 2

4%*
increase

*discludes the Legacy Collection



THONET®

PRICE LIST JANUARY 2017

DELIVERED TO ZONE 1, ADD +4% DELIVERED TO ZONE 2



TABLE OF CONTENTS

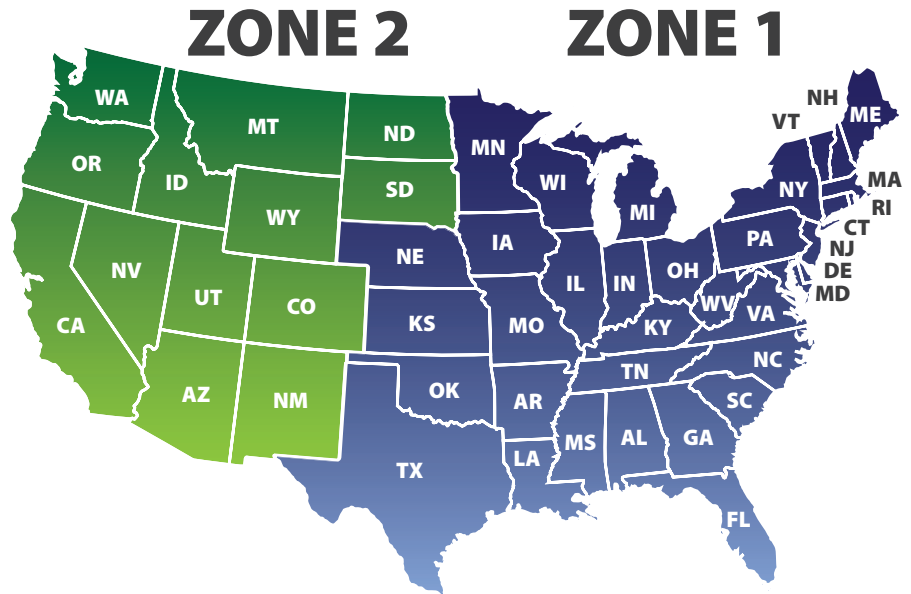
- 3** Introduction
- 5** Modular
- 20** Lounge
- 38** Tandem
- 53** Tables
- 64** Multi-Purpose

ORDER INFORMATION

HOW TO ORDER

1. **Specify Model Number**
2. **Specify Quantity**
3. **Select Wood Finish**
4. **Select Upholstery**
(include manufacturer, pattern and color)
- For C.O.M., see next page
5. **Specify Options** (see product information for available options)
6. **F.O.B. Factory**
7. **Freight**
 - Zone 1, Included in list price. Zone 2, Add 4% to list price
8. **Small Order Charge**
Orders with a combined Net price under \$1,000 will be subject to a Special Handling Charge of \$125 Net. One charge per order.

Freight Zones



FIRE RETARDANCY INFORMATION

All Thonet seating products are standard with foam meeting California Technical Bulletin #117. It is the customer's responsibility to specify fire retardant fabric to meet any fire codes. Thonet has the capability to meet California Technical Bulletin #133 when required, order must specify clearly. Call for quotation.

Note: Customer's own material (C.O.M.) must be pre-approved by factory before order can be processed when TB-133 is required. Consult sales representative for approval arrangements. Customer is responsible for all costs incurred for fabric treatments. Full scale testing, when required, will be charged to customer.

Foam

Thonet can furnish flame retardant foam to meet the following specifications:

- Boston Port Authority and City Code
- Port Authority of New York and New Jersey Revision 481
- FAA 25.853 (AF)
- FAR 25.853-25 (BF)
- Motor Vehicle Spec. MVSS302
- UFAC current standards as of 9/81

If specific certification is required, customer will be charged the cost of sampling, testing and freight. Items to be manufactured in compliance with one or more of the above codes must be so stated on customer's purchase order at the time the order is placed. Contact factory for quotation.

Note: Thonet has the ability to meet any national fire code requirements. Contact customer service for more information.

SELECT WOOD FINISH

STANDARD FINISH - NO UPCHARGE

WBF Wood Finish with Semi-Gloss Lacquer.

WBF WOOD FINISHES

Natural	WBF110
Golden	WBF112
Medium Oak	WBF122
Chestnut	WBF124
Medium Brown Mahogany	WBF126
Dark Walnut	WBF128
Light Cherry	WBF131
Amber Cherry	WBF134
Royal Mahogany	WBF136
Black	WBF154

Note: Wood finishes will vary due to inconsistencies in lumber and moisture, therefore we assume no responsibility for matches to exact tones. When matching to laminate patterns containing large variations in color, stain will be matched with harmonizing tone.

Custom Finish and Color Matches

Custom wood stain finish to match customer's sample or laminate. Sample of finish will be required for matching prior to production. Should matching require brushing, glazing or hand wiping, additional charges may apply.

PRICE LIST**C.O.M. INFORMATION**

- **Yardage requirements are based on a minimum quantity of 10. For smaller or large orders, contact Customer Service for exact yardage requirements.**
- Some C.O.M. fabrics may require other methods of cutting, which in turn, requires more yardage than shown in the price list.
- Submit cuttings of C.O.M. fabrics with order to determine actual yardage requirement.
- The company reserves the right to refuse C.O.M. orders (or process without responsibility) where fabric is not suitable because of pattern, weight, width, stretch, etc. Thin fabrics are unsuitable unless laminated or backed. See table below for pricing.
- We assume no responsibility for wearability of C.O.M. fabrics. They are applied totally at customer's own risk.

SHIP C.O.M. PREPAID TO:**Thonet**

810 West Hwy 25/70

Newport, TN 37821

Attn: COM Receiving

Phone: 423-623-0031

Shipments to other locations will cause delays in production and additional freight charges.**Tag**

Supplier must include a tag listing:

- Customer Name
- Total Yardage Shipped
- Pattern Identification
- Add Project Name
- Falcon Acknowledgement Number or Customer P.O. Number
- Reference each piece of COM the model number and quantity of chairs on which it is to be applied.

Mark

- Reversible Fabric - mark face side
- Striped Fabric - specify direction of stripe (vertical or horizontal)

T H O N E T

MODULAR

PRICE LIST JANUARY 2017
UPDATED MAY 2017 TO INCLUDE NEW PRODUCTS

DELIVERED TO ZONE 1, ADD +4% DELIVERED TO ZONE 2



MOSS™ MULTIPLE OCCUPANCY SEATING SOLUTIONS

T H O N E T

MOSS | DITTO

PRICE LIST JANUARY 2017

DELIVERED TO ZONE 1, ADD +4% DELIVERED TO ZONE 2



MOSS™ MULTIPLE OCCUPANCY SEATING SOLUTIONS

ORDERING

7850 SERIES



FEATURES

- Left Arm Facing
- Right Arm Facing
- Straight/Armless
- Corner
- Bench
- Occasional Tables
- Connector Tables
- Metal Legs
- Grade 1 Laminate
- KrystalCast

CAT #	DESCRIPTION	DIMENSIONS	ADDITIONAL DIMENSIONS	YDG	COM/LIST	GRADE 1	GRADE 2	GRADE 3	GRADE 4	GRADE 5	KRYSTAL CAST
7850L	Ditto Corner Unit- Left	27W x 27D x 28.5H	17SH x 20SD	3	1,326	1,415	1,492	1,581	1,708	1,829	N/A
7850R	Ditto Corner Unit- Right	27W x 27D x 28.5H	17SH x 20SD	3	1,326	1,415	1,492	1,581	1,708	1,829	N/A
7860A	Ditto Angle Connector	26.5W x 26.5D x 8.5W		N/A	N/A	1,882	N/A	N/A	N/A	N/A	2,508

Small Order Charge

Orders with a combined Net price under \$1,000 will be subject to a Special Handling Charge of \$125 Net. One charge per order.

7851/7852



FEATURES

- Left Arm Facing
- Right Arm Facing
- Straight/Armless
- Corner
- Bench
- Occasional Tables
- Connector Tables
- Metal Legs
- Grade 1 Laminate
- KrystalCast

CAT #	DESCRIPTION	DIMENSIONS	ADDITIONAL DIMENSIONS	APPR WT	YDG	COM/LIST	GRADE 1	GRADE 2	GRADE 3	GRADE 4	GRADE 5
7850R	Ditto Right Arm	27W x 27D x 28.5H	17SH x 20SD	N/A	3	1,326	1,415	1,492	1,581	1,708	1,829
7851	Ditto Bench	27W x 27D x 28.5H		N/A	2	1,247	1,306	1,357	1,416	1,501	1,582

PRICE LIST

7860 SERIES



FEATURES

- Left Arm Facing
- Right Arm Facing
- Straight/Armless
- Corner
- Bench
- Occasional Tables
- Connector Tables
- Metal Legs
- Grade 1 Laminate
- KrystalCast

CAT #	DESCRIPTION	DIMENSIONS	ADDITIONAL DIMENSIONS	YDG	COM/ LIST	GRADE 1	GRADE 2	GRADE 3	GRADE 4	GRADE 5	KRYSTAL CAST
7860S	Ditto Square End Table	27W x 27D x 14H		2.75	N/A	1,840	N/A	N/A	N/A	N/A	2,465
7860R	Ditto Rectangle Tables	27W x 48D x 14H		2.75	N/A	2,084	N/A	N/A	N/A	N/A	3,346
7853	Ditto Corner Unit	27W x 27D x 28.5H	17SH x 20 SD	3.3	1,459	1,556	1,640	1,739	1,879	2,011	N/A
7851	Ditto Bench	27W x 27D x 28.5H		2	1,247	1,306	1,357	1,416	1,501	1,582	N/A
7852	Ditto Straight Unit	27W x 27D x 28.5H	17SH x 20SD	3	1,264	1,353	1,429	1,518	1,645	1,766	N/A

T H O N E T

MOSS | 3™

PRICE LIST JANUARY 2017

DELIVERED TO ZONE 1, ADD +4% DELIVERED TO ZONE 2



ORDERING

- 1) Specify Product Number
- 2) Specify Fabric



3-S SQUARE



3-R RECTANGLE



3-L L-SHAPE



32SC SMALL C - SHAPE



32LC LARGE C - SHAPE

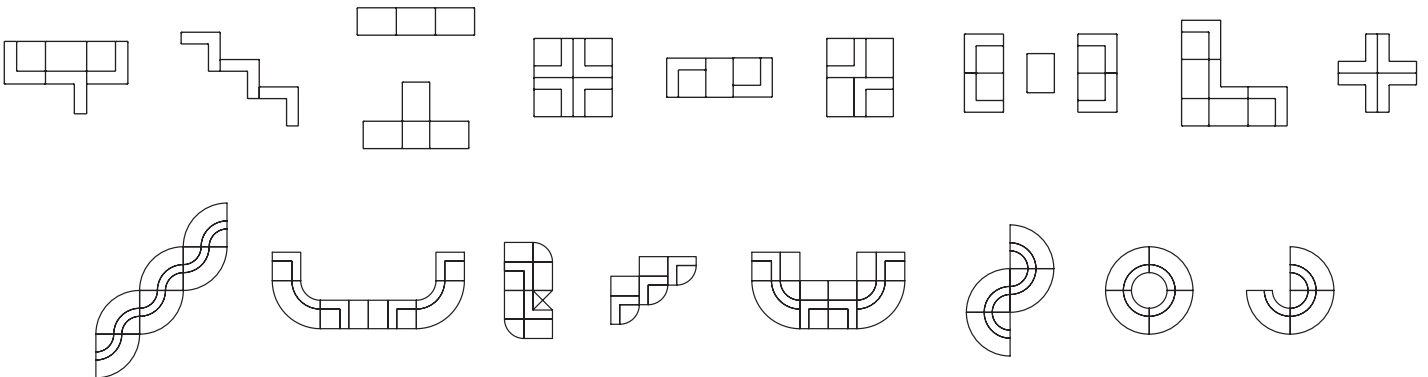


32P P - SHAPE

SEATING UNITS

CAT #	DESCRIPTION	DIMENSIONS	ADDITIONAL DIMENSIONS	APPRX WT	YDG	COM/LIST	GRADE 1	GRADE 2	GRADE 3	GRADE 4	GRADE 5
3-S	Square	21W x 21D	18.5 SH	27	2.3	614	674	726	784	873	957
3-R	Rectangle	30.5 W x 21D	18.5 SH	31	2.5	816	881	937	1,000	1,097	1,188
3-L	L-Shape	30.5 W x 30.5 D x 29H		62	5	1,016	1,147	1,260	1,384	1,578	1,760
32SC	Small Curve	30.5W x 30.5D x 29H		40	3.75	1,415	1,514	1,598	1,692	1,837	1,973
32LC	Large Curve	51.5W x 51.5D	18.5 SH	60	3.25	1,311	1,398	1,470	1,552	1,677	1,795
32P	Pie Shape	21W x 21D	18.5 SH	25	1.75	651	697	737	781	849	912

CONFIGURATIONS



STANDARD SEATING CONSTRUCTION

- Seat: Padded Upholstered
- Frame: Hardwood
- Square Tapered Wood Legs

- Wood legs are Available in Black Wood Finish
- Slip on Quik-Kinect™ Gangers Standard on All Pieces

OPTIONS

- Additional Wood Finishes Available by Special Quote

COM SHIPMENTS

810 West Hwy 25/70
Newport, TN 37821

T H O N E T

MOSS | NOOK™

PRICE LIST JANUARY 2017

DELIVERED TO ZONE 1, ADD +4% DELIVERED TO ZONE 2



MOSS™ MULTIPLE **OCCUPANCY** **SEATING** **SOLUTIONS**

ORDERING

- 1) Specify Fabric
- 2) Specify Leg and Finish, If Applicable
- 3) Specify Electrical, If Applicable
- 4) Specify Screen Height, If Applicable
- 5) Specify Counter, If Applicable



MNK-PS
*Shown with Full Screen



MNKQTR-CC



MNK-DBL



MNKHLE-CH-CC

SEATING UNITS

CAT #	DESCRIPTION	DIMENSIONS	ADDITIONAL DIMENSIONS	APPRX WT	SEAT/ YDG	BACK/ YDG	COM/ LIST	GRADE 1	GRADE 2	GRADE 3	GRADE 4	GRADE 5
MNK	Single Seat	29.5W x 28.75D x 35.5H	18.5 SH	50	2.5	3	1,178	1,324	1,452	1,592	1,811	2,016
MNK-CH	Counter Height Single Seat	29.5W x 28.75D x 41.5H	24.5 SH	55	2.5	3	1,471	1,620	1,745	1,888	2,106	2,313
MNKCNR	Corner Seat	29.5W x 28.75D x 35.5H	18.5 SH	65	2	3.25	1,765	1,906	2,029	2,164	2,372	2,566
MNKDBL	Double Seat	59W x 28.75D x 35.5H	18.5 SH	100	3.5	4.5	2,354	2,569	2,757	2,960	3,277	3,576
MNKDBL-CH	Counter height Double Seat	59W x 28.75D x 41.5H	24.5 SH	110	3.5	4.5	3,060	3,275	3,462	3,666	3,985	4,282
MNKQTR-CC	1/4 Circle Concave	67W X 29D X 35.5H	18.5 SH	75	4	6	1,457	1,725	1,957	2,214	2,610	2,984
MNKQTR-CV	1/4 Circle Convex	67W X 29D X 35.5H	18.5 SH	75	6	4	1,457	1,725	1,957	2,214	2,610	2,984
MNKQTR-CH-CC	Counter Height 1/4 Circle Concave	29.5W x 28.75D x 41.5H	24.5 SH	85	4	6	1,823	2,090	2,323	2,579	2,976	3,349
MNKQTR-CH-CV	Counter Height 1/4 Circle Convex	29.5W x 28.75D x 41.5H	24.5 SH	85	6	4	1,823	2,090	2,323	2,579	2,976	3,349
MNKHLE-CC	1/2 Circle Concave	97W X 48D X 35.5H	18.5 SH	135	7.5	11	2,915	3,410	3,840	4,316	5,049	5,738
MNKHLE-CV	1/2 Circle Convex	97W X 48D X 35.5H	18.5 SH	135	9.5	6	2,915	3,329	3,691	4,089	4,702	5,280
MNKHLE-CH-CC	Counter Height 1/2 Circle Concave	97W x 48D x 41.5H	24.5 SH	150	7.5	11	3,643	4,138	4,568	5,046	5,776	6,467
MNKHLE-CH-CV	Counter Height 1/2 Circle Convex	97W x 48D x 41.5H	24.5 SH	150	9.5	6	3,643	4,058	4,420	4,818	5,431	6,009

STANDARD SEATING CONSTRUCTION

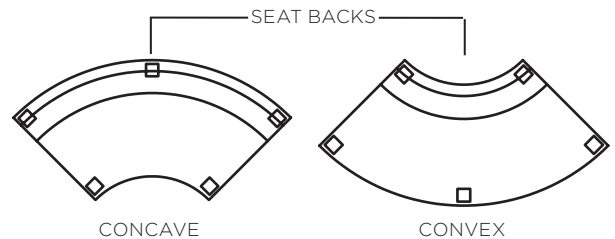
- Seat: Spring
- Back: Upholstered
- Frame: Hardwood
- Square Tapered Wood Legs
- Legs Attached with Threaded Fasteners
- Wood legs are Available in Natural or Black Wood Finish
- Slip on Quik-Kinect™ Gangers Standard on All Units

OPTIONS

- Additional wood finishes available by special quote
- Concave (CC) or Convex (CV)
- Counter Height (CH)
- Rear Counter
- Full or Half Privacy Screen
- Metal Leg

COM SHIPMENTS

810 West Hwy 25/70
Newport, TN 37821



PRICE LIST

ORDERING

- 1) Specify Fabric
- 2) Specify Leg and Finish, If Applicable
- 3) Specify Electrical, If Applicable
- 4) Specify Screen Height, If Applicable
- 5) Specify Counter, If Applicable

SCREENS

UPCHARGE ADDED TO STANDARD OR COUNTER HEIGHT UNIT PRICE

CAT #	FOR USE WITH	YDG	COM/LIST	GRADE 1	GRADE 2	GRADE 3	GRADE 4	GRADE 5	
10.5H	HALF SCREEN	Single Seat Unit	1.13	350	381	406	436	482	523
	HALF SCREEN	Double Seat Unit	2.25	612	673	725	783	872	956
	HALF SCREEN	1/4 Circle Unit	2.50	767	833	891	956	1,055	1,148
	HALF SCREEN	1/2 Circle Unit	5.0	882	1,016	1,132	1,261	1,459	1,645
26.5H	FULL SCREEN	Single Seat Unit	1.50	466	505	542	580	640	695
	FULL SCREEN	Double Seat Unit	3.0	817	898	966	1,044	1,162	1,274
	FULL SCREEN	1/4 Circle Unit	N/A	N/A	N/A	N/A	N/A	N/A	N/A
	FULL SCREEN	1/2 Circle Unit	N/A	N/A	N/A	N/A	N/A	N/A	N/A



HALF SCREEN



FULL SCREEN

Add -PS to Model Number and Specify Half or Full Screen.

COUNTERS COUNTER DEPTH 9"

CAT #	DESCRIPTION	COM/LIST
COUNTER-SINGLE	Standard Grade 1 Laminate	370
COUNTER-DOUBLE	Standard Grade 1 Laminate	637
COUNTER-1/4 CIRCLE	Standard Grade 1 Laminate	784
COUNTER-1/2 CIRCLE	Standard Grade 1 Laminate	891



COUNTER

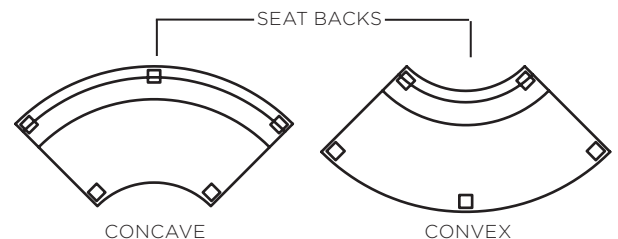
Upcharge added to Unit Price

STANDARD SEATING CONSTRUCTION

- Seat: Spring
- Back: Upholstered
- Frame: Hardwood
- Square Tapered Wood Legs
- Legs Attached with Threaded Fasteners
- Wood legs are Available in Natural or Black Wood Finish
- Slip on Quik-Kinect™ Gangers Standard on All Units

OPTIONS

- Additional wood finishes available by special quote
- Concave (CC) or Convex (CV)
- Counter Height (CH)
- Rear Counter
- Full or Half Privacy Screen
- Metal Leg



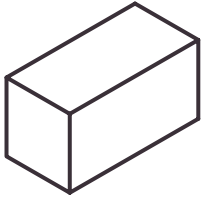
COM SHIPMENTS

810 West Hwy 25/70
Newport, TN 37821

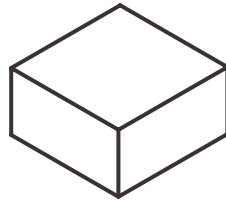
ORDERING

- 1) Specify Fabric
- 2) Specify Leg and Finish, If Applicable
- 3) Specify Electrical, If Applicable
- 4) Specify Screen Height, If Applicable
- 5) Specify Counter, If Applicable

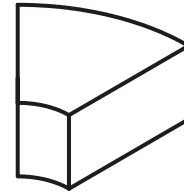
TABLE CONNECTORS



MNKT12
12" TABLE CONNECTOR
 12W X 24.38D X 13H
 Grade 1: \$362



MNKT24
24" TABLE CONNECTOR
 24W X 24.38D X 13H
 Grade 1: \$376



MNKT45
45° TABLE CONNECTOR
 45° - 24.5D X 13H
 Grade 1: \$545

POWER OPTIONS

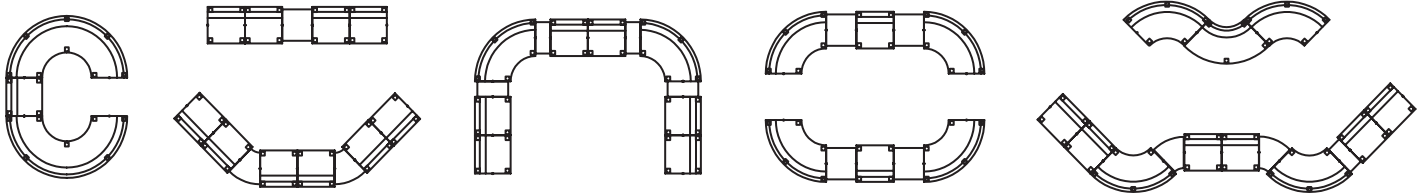


GLB-65
 Includes two 15 amp power outlets.
 Available in Silver or Black Powdercoat
\$260
 and Plated Satin Nickel.
\$359



EXP3 Includes two power outlets, Active USB Hub.
\$478
EXP4 Includes two power outlets and iPod Docking Station.
\$582
 Both available in Clear Anodized Aluminum.

CONFIGURATIONS



STANDARD TABLE CONSTRUCTION

- 3/4" Plywood Frame with Laminate Surface
- Grade 1 Laminate of Your Choice

OPTIONS

- Additional Laminates Available by Special Quote
- Electrical Power Options: (3 Options)
 - Simplex Power only
 - Simplex and USB Power
 - Simplex and iPod Docking Station

ORDERING

- 1) Specify Laminate
- 2) Specify electrical, if applicable

Small Order Charge
 Orders with a combined Net price under \$1,000 will be subject to a Special Handling Charge of \$125 Net. One charge per order.

COM SHIPMENTS

810 West Hwy 25/70
 Newport, TN 37821

T H O N E T

MOSS | ONE™

PRICE LIST JANUARY 2017

DELIVERED TO ZONE 1, ADD +4% DELIVERED TO ZONE 2



MOSS™ MULTIPLE OCCUPANCY SEATING SOLUTIONS

ORDERING

- 1) Specify fabric
- 2) Specify type of leg
- 3) Specify leg finish
- 4) Specify laminate
- 5) Specify electrical, if applicable

SEATING UNITS



MMS

MMB

CAT #	DESCRIPTION	DIMENSIONS	ADDITIONAL DIMENSIONS	APPRX WT	YDG	COM/LIST	GRADE 1	GRADE 2	GRADE 3	GRADE 4	GRADE 5
MMB	Backless Bench Unit	24W x 23D x 18H		32	1.5	901	942	978	1,015	1,075	1,131
MMS	Single Seat Unit	24W x 27D x 34H	18 SH	44	3	1,167	1,246	1,320	1,393	1,514	1,625

TABLE CONNECTORS



MMT24



MMT90



MMT180



MMT12



MMT24



MMT30



MMT45



MMT90



MMT180

CAT #	DESCRIPTION	DIMENSIONS	APPRX WT	COM/LIST
MMT12	12° Table Connector	12W x 20D x 16.25H	15	891
MMT24	24° Table Connector	24W x 20D x 16.25H	37	1,368
MMT30	30° Table Connector	13W x 20D x 16.25H	10	1,040
MMT45	45° Table Connector	19W x 20D x 16.25H	16	1,645
MMT90	90° Table Connector	26W x 26D x 16.25H	32	1,750
MMT180	180° Table Connector	53W x 26D x 16.25H	60	2,002

STANDARD CONSTRUCTION

- Seat: Spring
- Back: Upholstered
- Frame: Hardwood
- Legs: (3 Options)
 - 1 3/4" Round Aluminum
 - 1 3/4" Square Tapered Wood Leg
 - Casters - 2 Locking, 2 Non Locking
- Legs attached with threaded fasteners
- Wood legs are standard in natural or black wood finish
- Grade 1 Laminate
- Slip on Quik-Kinect™ gangers standard on all components

OPTIONS

- Additional wood finishes available by special quote
- Additional laminates available by special quote
- Electrical power options: (3 Options)
 - Simplex Power only
 - Simplex and USB Power
 - Simplex and iPod Docking Station
- Double Articulating Tablet Available
- * Upholstered Arm

COM SHIPMENTS

810 West Hwy 25/70
Newport, TN 37821

Small Order Charge
Orders with a combined Net price under \$1,000 will be subject to a Special Handling Charge of \$125 Net. One charge per order.

PRICE LIST

ORDERING

- 1) Specify fabric
- 2) Specify type of leg
- 3) Specify leg finish
- 4) Specify laminate
- 5) Specify electrical, if applicable

POWER OPTIONS

GLB-65 (SATIN NICKEL PLATED FINISH)	GLB-65 (POWDER COAT FINISH)
368	266



GLB-65: Simplex Power only. Includes (2) power outlets. Powder coat colors: Silver and Black

EXP3	EXP4
368	266



EXP3: Includes (2) power outlets, Active USB Hub. Clear Anodized Aluminum.

EXP4: Includes (2) power outlets, 1 Ipod Docking Station. Clear Anodized Aluminum.

STANDARD LEGS



Casters



Wood Leg



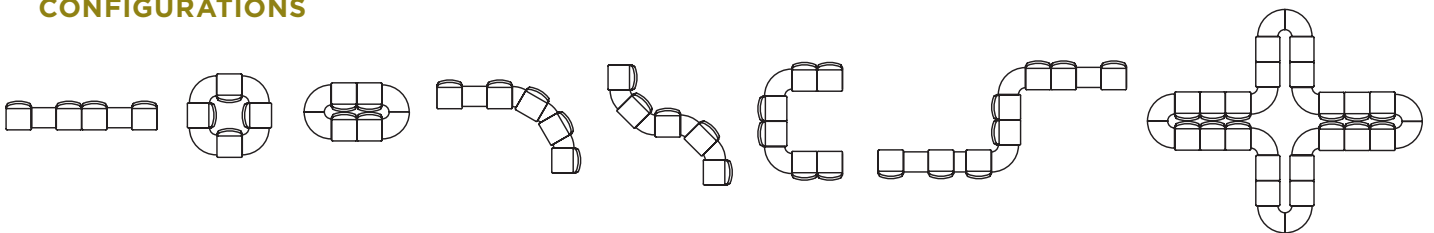
Metal Leg

ADDITIONAL OPTIONS



\$449
Double Articulating Tablet
Add upcharge to MMS single seat unit

CONFIGURATIONS



STANDARD CONSTRUCTION

- Seat: Spring
Back: Upholstered
Frame: Hardwood
- Legs: (3 Options)
 - 1 3/4" Round Aluminum
 - 1 3/4" Square Tapered Wood Leg
 - Casters - 2 Locking, 2 Non Locking
- Legs attached with threaded fasteners
- Wood legs are standard in natural or black wood finish
- Grade 1 Black Laminate
- Slip on Quik-Kinect™ gangers standard on all components

OPTIONS

- Additional wood finishes available by special quote
- Additional laminates available by special quote
- Electrical power options: (3 Options)
 - Simplex Power only
 - Simplex and USB Power
 - Simplex and iPod Docking Station
- Double Articulating Tablet Available
- * Upholstered Arm

COM SHIPMENTS

810 West Hwy 25/70
Newport, TN 37821

Small Order Charge
Orders with a combined Net price under \$1,000 will be subject to a Special Handling Charge of \$125 Net. One charge per order.

T H O N E T

MOSS | CHILL™

PRICE LIST JANUARY 2017

DELIVERED TO ZONE 1, ADD +4% DELIVERED TO ZONE 2



MOSS™ MULTIPLE OCCUPANCY SEATING SOLUTIONS

PRICE LIST

ORDERING

- 1) Specify style
- 2) Specify fabric

T3320 SERIES



FEATURES

- Standard with Glides
- Hardwood Frame
- Tight Seat with 1-1/2" Poly on Top; 1/2" on Sides

OPTIONS

Combination fabrics available, Call for pricing

T3320-18 AND T3320-20 WEDGE SHOWN WITH T3309-29 CYLINDER

CAT #	DESCRIPTION	DIMENSIONS	APPRX WT	YDG	COM/LIST	GRADE 1	GRADE 2	GRADE 3	GRADE 4	GRADE 5
T3320-18	Wedge 18"	41.5W x 30.5D x 18.5H	40	3.6	653	752	834	926	1,069	1,203
T3320-20	Wedge 20"	41.5W x 30.5D x 20.5H	43	3.6	698	792	874	964	1,102	1,234
T3309-29	Cylinder	24W x 24D x 27.5H	20	2.5	841	908	967	1,032	1,130	1,224

Small Order Charge

Orders with a combined Net price under \$1,000 will be subject to a Special Handling Charge of \$125 Net. One charge per order.

MOSS | TIER

PRICE LIST JANUARY 2017

DELIVERED TO ZONE 1, ADD +4% DELIVERED TO ZONE 2



MOSS™ MULTIPLE OCCUPANCY SEATING SOLUTIONS

PRICE LIST

ORDERING

- 1) Specify style
- 2) Specify fabric

TM-2S



TM-2S

FEATURES

- Fabrics can be mixed by steps or end panels
- Recessed Base

OPTIONS

Power Available

CAT #	DESCRIPTION	DIMENSIONS	ADDITIONAL DIMENSIONS	APPRX WT	YDG	COM/ LIST	GRADE 1	GRADE 2	GRADE 3	GRADE 4	GRADE 5
TM-2S	2 Tier Unit	36L x 39D x 36H	18.5SH & 36SH	N/A	Front/ Steps:2.5 Sides: 2.5 Outside Back: 1	2,300	2,462	2,594	2,750	2,972	3,194

TM-3S



TM-3S

FEATURES

- Fabrics can be mixed by steps or end panels
- Recessed Base

OPTIONS

Power Available

CAT #	DESCRIPTION	DIMENSIONS	ADDITIONAL DIMENSIONS	APPRX WT	YDG	COM/ LIST	GRADE 1	GRADE 2	GRADE 3	GRADE 4	GRADE 5
TM-3S	3 Tier Unit	36L x 39D x 36H	SH: 9.6, 26.5, 36	N/A	Front/ Steps:2.5 Sides: 2.5 Outside Back: 1	2,475	2,637	2,769	2,925	3,147	3,369

Small Order Charge

Orders with a combined Net price under \$1,000 will be subject to a Special Handling Charge of \$125 Net. One charge per order.

PRICE LIST

ORDERING

- 1) Specify style
- 2) Specify fabric

TM-3C



TM-3C

FEATURES

- Fabrics can be mixed by steps or end panels
- Recessed Base

OPTIONS

Power Available

CAT #	DESCRIPTION	DIMENSIONS	ADDITIONAL DIMENSIONS	APPRX WT	YDG	COM/ LIST	GRADE 1	GRADE 2	GRADE 3	GRADE 4	GRADE 5
TM-3C	3 Tier Inside Curve Unit	58.5L x 39D x 36H	SH: 9.6, 26.5, 36	N/A	Front/ Steps:3.5 Sides: 2.5 Outside Back: 2	2,650	2,866	3,042	3,250	3,546	3,842

TM-20C



TM-20C

FEATURES

- Fabrics can be mixed by steps or end panels
- Recessed Base

OPTIONS

Power Available

CAT #	DESCRIPTION	DIMENSIONS	ADDITIONAL DIMENSIONS	APPRX WT	YDG	COM/ LIST	GRADE 1	GRADE 2	GRADE 3	GRADE 4	GRADE 5
TM-20C	2 Tier Outside Corner Unit	39L x 39D x 36H	SH: 18.5, 36	N/A	Front/ Steps:4 Sides: 2.5	2,375	2,551	2,694	2,863	3,103	3,344

Small Order Charge

Orders with a combined Net price under \$1,000 will be subject to a Special Handling Charge of \$125 Net. One charge per order.

PRICE LIST

ORDERING

- 1) Specify style
- 2) Specify fabric

TM-2C



TM-2C

FEATURES


- Fabrics can be mixed by steps or end panels
- Recessed Base

OPTIONS

Power Available

CAT #	DESCRIPTION	DIMENSIONS	ADDITIONAL DIMENSIONS	APPRX WT	YDG	COM/LIST	GRADE 1	GRADE 2	GRADE 3	GRADE 4	GRADE 5
TM-2C	2 Tier ¼ Circle Unit	39L x 39D x 36H	SH: 18.5, 36	N/A	Front/ Steps:4 Sides: 2.5	2,395	2,571	2,714	2,883	3,123	3,364

TM-2IC



TM-2IC

FEATURES

- Fabrics can be mixed by steps or end panels
- Recessed Base

OPTIONS

Power Available

CAT #	DESCRIPTION	DIMENSIONS	ADDITIONAL DIMENSIONS	APPRX WT	YDG	COM/LIST	GRADE 1	GRADE 2	GRADE 3	GRADE 4	GRADE 5
TM-2IC	2 Tier Inside Corner Unit	39L x 39D x 36H	SH 18.5, 36	N/A	Front/ Steps: 2.5 Sides: 2.5 Outside Back: 2.5	2,980	3,196	3,372	3,580	3,876	4,172

Small Order Charge

Orders with a combined Net price under \$1,000 will be subject to a Special Handling Charge of \$125 Net. One charge per order.

TM-OT



TM-OT

FEATURES

- Fabrics can be mixed by steps or end panels
- Recessed Base

OPTIONS

- Power Available

CAT #	DESCRIPTION	DIMENSIONS	ADDITIONAL DIMENSIONS	APPRX WT	YDG	COM/ LIST	GRADE 1	GRADE 2	GRADE 3	GRADE 4	GRADE 5
TM-OT	Ottoman Unit	36L x 39D x 18.5H	18.5 SH	N/A	Front/ Steps: 2.5 Sides: 1.5	1,750	1,858	1,946	2,050	2,198	2,346

TM-DT9



TM-DT9

FEATURES

- Fabrics can be mixed by steps or end panels
- Recessed Base
- Minitap Unit - 1PWR/1USB standard

OPTIONS

- \$449 Double Articulating Tablet panels

CAT #	DESCRIPTION	DIMENSIONS	ADDITIONAL DIMENSIONS	APPRX WT	YDG	COM/ LIST	GRADE 1	GRADE 2	GRADE 3	GRADE 4	GRADE 5
TM-DT9	9" Console	9L x 37.5D x 35H	SH: 17.5, 35	N/A	N/A	3,389	N/A	N/A	N/A	N/A	N/A

TM-DT18



TM-DT18

FEATURES

- Fabrics can be mixed by steps or end panels
- Recessed Base
- Minitap Unit - 1PWR/1USB standard

OPTIONS

- \$449 Double Articulating Tablet panels

CAT #	DESCRIPTION	DIMENSIONS	ADDITIONAL DIMENSIONS	APPRX WT	YDG	COM/ LIST	GRADE 1	GRADE 2	GRADE 3	GRADE 4	GRADE 5
TM-DT18	18" Console	18L x 37.5D x 35H	SH: 17.5, 35	N/A	N/A	3,591	N/A	N/A	N/A	N/A	N/A

T H O N E T

LOUNGE

PRICE LIST JANUARY 2017

DELIVERED TO ZONE 1, ADD +4% DELIVERED TO ZONE 2



T H O N E T
BLOG

PRICE LIST JANUARY 2017

DELIVERED TO ZONE 1, ADD +4% DELIVERED TO ZONE 2



Powerdercoat available, must be quoted, requires additional lead time.



BLG35

FEATURES

- Polished Chrome

OPTIONS

- \$50 add per unit, white powdercoat

SEATING UNITS

CAT #	DESCRIPTION	DIMENSIONS	ADDITIONAL DIMENSIONS	APPRX WT	YDG	COM/ LIST	GRADE 1	GRADE 2	GRADE 3	GRADE 4	GRADE 5
BLG35-R	Right Facing Bench	19Hx35.5Wx18-27.5D	19SH	N/A	2	1,149	1,203	1,248	1,302	1,379	1,461
BLG35-L	Left Facing Bench	19Hx35.5Wx18-27.5D	19SH	N/A	2	1,149	1,203	1,248	1,302	1,379	1,461
BLG35-RFLB	Right Facing Low Back	31.5Hx35.5Wx18-27.5D	19SH	N/A	3.75	1,478	1,579	1,664	1,766	1,909	2,064
BLG35-LFLB	Left Facing Low Back	31.5Hx35.5Wx18-27.5D	19SH	N/A	3.75	1,478	1,579	1,664	1,766	1,909	2,064
BLG35-RFHB	Right Facing High Back	48.5Hx35.5Wx18-27.5D	19SH	N/A	4.25	1,554	1,668	1,765	1,880	2,042	2,218
BLG35-LFHB	Left Facing High Back	48.5Hx35.5Wx18-27.5D	19SH	N/A	4.25	1,554	1,668	1,765	1,880	2,042	2,218

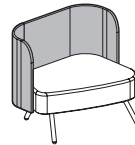
NOTE: Powdercoat available



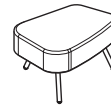
BLG35-R




BLG35-RFLB



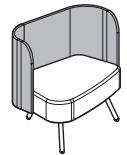
BLG35-RFHB



BLG35-L



BLG35-LFLB



BLG35-LFHB



BLG51

FEATURES

- Polished Chrome

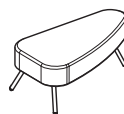
OPTIONS

- \$50 add per unit, white powdercoat

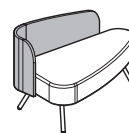
SEATING UNITS

CAT #	DESCRIPTION	DIMENSIONS	ADDITIONAL DIMENSIONS	APPRX WT	YDG	COM/ LIST	GRADE 1	GRADE 2	GRADE 3	GRADE 4	GRADE 5
BLG51-R	Right Facing Bench	19Hx51.25Wx6-27.5D	19SH	N/A	2	1,276	1,330	1,376	1,429	1,506	1,589
BLG51-L	Left Facing Bench	19Hx51.25Wx6-27.5D	19SH	N/A	2	1,276	1,330	1,376	1,429	1,506	1,589
BLG51-RFLB	Right Facing Low Back	31.5Hx51.25x6-27.5D	19SH	N/A	4	1,680	1,787	1,879	1,986	2,139	2,305
BLG51-LFLB	Left Facing Low Back	31.5Hx51.25x6-27.5D	19SH	N/A	4	1,680	1,787	1,879	1,986	2,139	2,305

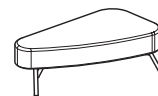
NOTE: Powdercoat available



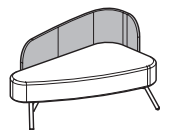
BLG51-L



BLG51-LFLB



BLG51-R



BLG51-RFLB



BLG-OTT

FEATURES

- Polished Chrome

OPTIONS

- \$50 add per unit, white powdercoat

SEATING UNITS

CAT #	DESCRIPTION	DIMENSIONS	APPRX WT	YDG	COM/ LIST	GRADE 1	GRADE 2	GRADE 3	GRADE 4	GRADE 5
BLG-OTT	Ottoman	19Hx19.75Dx35.5W	N/A	2.75						

NOTE: Powdercoat available



BLG-OTT



BLG59

FEATURES

- Polished Chrome

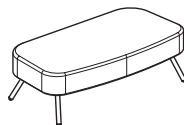
OPTIONS

- \$50 add per unit, white powdercoat

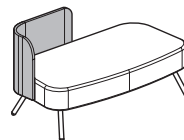
SEATING UNITS

CAT #	DESCRIPTION	DIMENSIONS	ADDITIONAL DIMENSIONS	APPRX WT	YDG	COM/ LIST	GRADE 1	GRADE 2	GRADE 3	GRADE 4	GRADE 5
BLG59	Bench	19Hx26Dx59W	19SH	N/A	2.75	1,397	1,472	1,534	1,608	1,713	1,827
BLG59-RFLB	Right Facing Low BK Bench	31.5Hx26Dx59W	19H	N/A	4.75	1,781	1,910	2,017	2,146	2,327	2,316
BLG59-LFLB	Left Facing Low BK Bench	31.5Hx26Dx59W	19H	N/A	4.75	1,781	1,910	2,017	2,146	2,327	2,316
BLG59-FB	Full Back Option	31.5Hx26Dx59W	19H	N/A	6.75	2,165	2,347	2,501	2,683	2,940	3,220

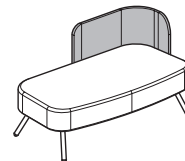
NOTE: Powdercoat available



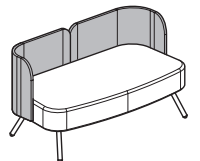
BLG59



BLG59-LFLB



BLG59-RFLB



BLG59-FB



BLGS-28



BLGS-19

FEATURES

- Polished Chrome

OPTIONS

- \$50 add per unit, white powdercoat

CAT #	DESCRIPTION	DIMENSIONS	APPRX WT	YDG	COM/LIST	GRADE 1	GRADE 2	GRADE 3	GRADE 4	GRADE 5
BLGS-28	Backless Stool	16Wx27.5SH	N/A	1	911	938	960	987	1,026	1,067
BLGT-28	Backless Triangle Seat Stool	16Wx27.5SH	N/A	1	911	938	960	987	1,026	1,067
BLGS-19	Backless Stool	16Wx19SH	N/A	1	833	860	883	910	948	989
BLGT-19	Backless Triangle Seat Stool	16Wx19SH	N/A	1	833	860	883	910	948	989

NOTE: Powdercoat available



BLGSADJ-2630

FEATURES

- Polished Chrome

OPTIONS

- \$50 add per unit, white powdercoat

CAT #	DESCRIPTION	DIMENSIONS	APPRX WT	YDG	COM/LIST	GRADE 1	GRADE 2	GRADE 3	GRADE 4	GRADE 5
BLGSADJ-2630	Backless Stool- Adjustable Hgt	16Wx26.5-30.5SH	N/A	1	1,201	1,228	1,250	1,277	1,315	1,357
BLGTADJ-2630	Backless Triangle Seat Stool- Adjustable Hgt	16Wx26.5-30.5SH	N/A	1	1,201	1,228	1,250	1,277	1,315	1,357

NOTE: Powdercoat available



BLGT-24R12



BLGT-24R20

FEATURES

- Polished Chrome

OPTIONS

- \$50 add per unit, white powdercoat

CAT #	DESCRIPTION	DIMENSIONS	APPRX WT	YDG	COM/LIST
BLGT-24R12	Table	24Diameter x 12H	N/A		1,021
BLGT-24R20	Table	24Diameter x 20H	N/A		1,124

NOTE: Powdercoat available

T H O N E T
9970

PRICE LIST JANUARY 2017

DELIVERED TO ZONE 1, ADD +4% DELIVERED TO ZONE 2



Small Order Charge: Orders with a combined Net price under \$1,000 will be subject to a Special Handling Charge of \$125 Net. One charge per order.



9970

FEATURES

- Post consumer recycled base
- Memory return swivel
- Base 800 series

OPTIONS

- \$115 Chrome Finish/1900 only

NOTE: The 800 Base is not available in the satin chrome

SEATING UNITS

CAT #	DESCRIPTION	DIMENSIONS	ADDITIONAL DIMENSIONS	APPRX WT	YDG	COM/LIST	GRADE 1	GRADE 2	GRADE 3	GRADE 4	GRADE 5
9970	Lounge Chair/ Swivel 800 Base	22Wx22Hx 3 Colum	28OAW x 26OAD x 20SD x 31OAH x 19AH	55	3	1,113	1,202	1,278	1,367	1,495	1,616

T H O N E T
FACET

PRICE LIST JANUARY 2017

DELIVERED TO ZONE 1, ADD +4% DELIVERED TO ZONE 2



Small Order Charge: Orders with a combined Net price under \$1,000 will be subject to a Special Handling Charge of \$125 Net. One charge per order.

ORDERING

- 1) Specify Product Number
- 2) Specify Fabric
- 3) Tablet, Specify Left or Right Arm Facing Chair



E3247



E3247T
*Shown with Tablet



E3248

SEATING UNITS

CAT #	DESCRIPTION	DIMENSIONS	ADDITIONAL DIMENSIONS	APPRX WT	YDG	COM/LIST	GRADE 1	GRADE 2	GRADE 3	GRADE 4	GRADE 5
E3247	Lounge	32W x 30D x 34H	18SH, 25SH	50	5.5	1,875	2,026	2,150	2,294	2,507	2,714
E3247T	Work/Tablet Arm	32W x 30D x 34H	18SH, 25SH	56	5.5	2,345	2,495	2,619	2,765	2,977	3,183
E3248	Loveseat	56W x 30D x 34H	18SH, 25AH	86	8.5	3,271	3,502	3,696	3,919	4,248	4,565
E3256	One-Seat Bench or Ottoman	23W x 23D	18SH	14	2.25	1,012	1,074	1,125	1,183	1,270	1,354

FEATURES

- Tablet Pivot Insert - Spring loaded insert maintains clean "flush mount" look with tablet removed. Additional pivot insert available at additional charge, allows tablet to be easily switched for right or left hand use. Please note shape of tablet.
- Tablet standard black laminate
- Brushed steel legs
- Left or right hand tablet

OPTIONS

- Wood Legs
- Brushed Metal Inset Cup Holder **\$182**
- Pivot Mechanism **\$284**
- Standard Tablet and Spindle Plate **\$366**
- Optional bench sizes available, call for pricing

COM SHIPMENTS

810 West Hwy 25/70
Newport, TN 37821.



Standard Tablet and Spindle Plate



Brushed Metal Inset Cup Holder



Table Pivot Insert

T H O N E T

MEDIA II

PRICE LIST 2017

DELIVERED TO ZONE 1, ADD +4% DELIVERED TO ZONE 2



Small Order Charge: Orders with a combined Net price under \$1,000 will be subject to a Special Handling Charge of \$125 Net. One charge per order.

PRICE LIST

ORDERING

- 1) Specify Wood
- 2) Specify Fabric



E1607



E1609

SEATING UNITS

CAT #	DESCRIPTION	DIMENSIONS	ADDITIONAL DIMENSIONS	APPRX WT	YDG	COM/LIST	GRADE 1	GRADE 2	GRADE 3	GRADE 4	GRADE 5
E1607	Lounge	32W x 30D x 33H	18SH, 25AH	50	4.5	1,911	2,035	2,137	2,255	2,428	2,597
E1609	Loveseat	56W x 30D x 33H	18SH, 25AH	86	7.5	3,962	4,168	4,337	4,534	4,825	5,105

FEATURES

- Tablet Pivot Insert - Spring loaded insert maintains clean "flush mount" look with tablet removed. Additional pivot insert available at additional charge, allows tablet to be easily switched for right or left hand use. Please note shape of tablet.
- Tablet standard black laminate
- Matte aluminum legs
- Left or right hand tablet

OPTIONS

- Brushed Metal Inset Cup Holder **\$182**
- Pivot Mechanism **\$284**
- Standard Tablet and Spindle Plate **\$366**

COM SHIPMENTS
810 West Hwy 25/70
Newport, TN 37821



Standard Tablet and Spindle Plate



Brushed Metal Inset Cup Holder



Table Pivot Insert

T H O N E T

VENTURE

PRICE LIST JANUARY 2017

DELIVERED TO ZONE 1, ADD +4% DELIVERED TO ZONE 2



Small Order Charge: Orders with a combined Net price under \$1,000 will be subject to a Special Handling Charge of \$125 Net. One charge per order.

LOUNGE | VENTURE

PRICE LIST

ORDERING

- 1) Specify Product Number
- 2) Specify Fabric
- 3) Tablet, Specify Left or Right Arm Facing Chair



E3101

*Shown with Tablet and Front Casters



E3150

SEATING UNITS

CAT #	DESCRIPTION	DIMENSIONS	ADDITIONAL DIMENSIONS	APPRX WT	YDG	COM/LIST	GRADE 1	GRADE 2	GRADE 3	GRADE 4	GRADE 5
E3100	Work/Tablet Arm	32W x 32D x 34H	18.5SH, 26AH	60	6.5	2,351	2,530	2,677	2,846	3,099	3,341
E3101	Work/Tablet Arm	32W x 32D x 34H	18.5SH, 26AH	60	6.5	2,407	2,586	2,733	2,903	3,154	3,399
E3150	Lounge	30W x 32D x 33H	18.5SH, 26AH	68	6	1,869	2,034	2,169	2,326	2,558	2,783

FEATURES

- Tablet Pivot Insert - Spring loaded insert maintains clean "flush mount" look with tablet removed. Additional pivot insert available at additional charge, allows tablet to be easily switched for right or left hand use. Please note shape of tablet.
- Cup holder option
- Tablet standard black laminate
- Brushed steel legs.
E3101 has front casters
- Left or right hand tablet

OPTIONS

- Brushed Steel Legs
- Brushed Metal Inset Cup Holder **\$182**
- Pivot Mechanism **\$284**
- Standard Tablet and Spindle Plate **\$366**

COM SHIPMENTS


810 West Hwy 25/70
Newport, TN 37821



Brushed Metal Inset Cup Holder



Table Pivot Insert



Specially designed brush steel knob for easy mobility standard on E3101 only

T H O N E T

TANDEM

PRICE LIST January 2017

DELIVERED TO ZONE 1, ADD +4% DELIVERED TO ZONE 2



T H O N E T

CX

PRICE LIST January 2017

DELIVERED TO ZONE 1, ADD +4% DELIVERED TO ZONE 2



Small Order Charge: Orders with a combined Net price under \$1,000 will be subject to a Special Handling Charge of \$125 Net. One charge per order.







ORDERING

- 1) Specify Product Number
- 2) Specify Fabric or Mesh Color
- 3) Specify Table Laminate, if other than Standard Black
- 4) Specify Standard Powdercoat Finish
- 5) Specify Table Placement



CX5U2B

TABLE CONFIGURATIONS

-   CX5M2
-   CX5M2A
-   CX5M2B
-  = TABLE, 24W X 25D X 16H



CX6U2



CX7U2

MODULAR TWO POSITION SEATING

Dimensions: 50.5W x 26.25D x 36.5H Additional Dimensions: 19.5SW x 19SD x 17.5SH, 25.5AH

CAT #	DESCRIPTION	APPRX WT	YDG	COM/ LIST	GRADE 1	GRADE 2	GRADE 3	GRADE 4	GRADE 5
CX5M2	Fixed with Arms, No Table, Mesh Seat & Back	102		N/A	2,543	N/A	N/A	NA	N/A
CX5M2A	Fixed with Arms with Table, Mesh Seat & Back	100		N/A	2,644	N/A	N/A	N/A	N/A
CX5M2B	Fixed with Arms with Table, Mesh Seat & Back	100		N/A	2,644	N/A	N/A	N/A	N/A
CX5U2	Fixed with Arms, Upholstered Seat and Back, No Table	102	3	2,758	2,838	2,907	2,986	3,102	3,214
CX5U2A	Fixed with Arms, Upholstered Seat and Back	100	1.5	2,753	2,791	2,826	2,866	2,925	2,981
CX5U2B	Fixed with Upholstered Arms With Table	100	1.5	2,753	2,791	2,826	2,866	2,925	2,981
CX6M2	Fixed with End Arms with Table, Mesh Seat & Back	102		N/A	2,488	N/A	N/A	N/A	N/A
CX6U2	Fixed with End Arms, Upholstered Seat and Back, No Table	102	3	2,705	2,786	2,855	2,934	3,049	3,162
CX7M2	Fixed with No Arms, No Table, Mesh Seat & Back	102		N/A	2,384	N/A	N/A	N/A	N/A
CX7U2	Fixed with No Arms, Upholstered Seat and Back, No Table	102	3	2,600	2,682	2,751	2,828	2,945	3,056

Mesh Colors Available: Platinum, Smoke, Black

FEATURES

- Field removable mesh/upholstered slings with optional upholstered outside back
- Black urethane arm cap standard, optional beech wood arm cap on CX5, CX6, CX7
- Grade 1 Black Laminate Table
- Grade 1 Metal Finish
- Aluminum frame with rust proof hardware - ease in cleaning.
- Cast aluminum and extruded aluminum powder coated frame
- Mesh material meets CAL 117, TB133 compliant with specific fabrics
- When using upholstery, black mesh M8 is standard substrate for upholstery

- 5 - Fixed Arms
- 6 - Fixed Arms on Ends Only
- 7 - No Arms
- M - Mesh
- U - Upholstered
- 2; 3; 4 or 5 after M or U equals number of seat positions
- A; B; C; D or E - refers to the table position
- AB; BC; CD or DE - refers to double size table in the corresponding seat positions

OPTIONS

- W-Beech Wood Arm Caps, **\$17** per arm
- Specify upholstery on outside back, if applicable, .5 yd required add the following upcharges per seat:
 - COM - **\$51**
 - Grade 1 - **\$59**
 - Grade 2 - **\$70**
 - Grade 3 - **\$87**
 - Grade 4 - **\$107**
 - Grade 5 - **\$128**

COM SHIPMENTS

810 West Hwy 25/70
Newport, TN 37827



Aluminum Frame



Urethane Arm



Beech Wood Arm

- CXBD1 Single Unit Bolt Down Kit **\$57**
- CXBB5 Back-to-Back Bolt Down Kit for Modular Units **\$107**

PRICE LIST

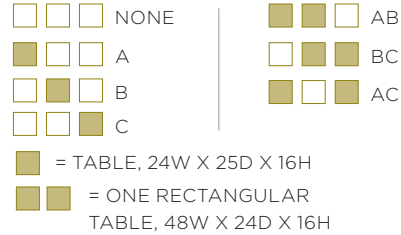
ORDERING

- 1) Specify Product Number
- 2) Specify Fabric or Mesh Color
- 3) Specify Table Laminate, if other than Standard Black
- 4) Specify Standard Powdercoat Finish
- 5) Specify Table Placement



CX6M3B

TABLE CONFIGURATIONS



CX6M3



CX7M3

MODULAR THREE POSITION SEATING

Dimensions: 75.75W x 26.25D x 36.5H Additional Dimensions: 15.5SW x 19SD x 17.5SH, 25.5AH

CAT #	DESCRIPTION	APPRX WT	YDG	COM/LIST	GRADE 1	GRADE 2	GRADE 3	GRADE 4	GRADE 5
CX5M3	Fixed with Arms, No Table, Mesh Seat & Back	153	0	N/A	3,556	N/A	N/A	N/A	N/A
CX5M3A CX5M3B CX5M3C	Fixed with Arms With Table, Mesh Seat & Back	151	0	N/A	3,659	N/A	N/A	N/A	N/A
CX5M3AB CX5M3BC	Fixed with Arms With Two Tables, Mesh Seat & Back	153	0	N/A	3,139	N/A	N/A	N/A	N/A
CX5M3AC	Fixed with Arms With Two Tables, Mesh Seat & Back	153	0	N/A	3,762	N/A	N/A	N/A	N/A
CX5U3	Fixed with Arms, Upholstered Seat and Back, No Table	153	4.5	3,881	4,005	4,107	4,225	4,399	4,566
CX5U3A CX5U3B CX5U3C	Fixed with Arms, Upholstered Seat and Back, with Table	151	3	3,875	3,958	4,027	4,103	4,221	4,333
CX5U3AB CX5U3BC	Fixed with Arms, Upholstered Seat and Back, with Two Tables	153	1.5	3,549	3,590	3,624	3,663	3,720	3,777
CX5U3AC	Fixed with Arms, Upholstered Seat and Back, with Two Tables	153	1.5	3,869	3,910	3,945	3,985	4,042	4,097
CX6M3	Fixed with End Arms, No Table, Mesh Seat & Back	153	0	N/A	3,453	NA	N/A	N/A	N/A
CX6U3	Fixed with End Arms, Upholstered Seat and Back, No Table	153	4.5	3,777	3,900	4,003	4,120	4,293	4,462
CX7M3	Fixed with No Arms, No Table, Mesh Seat & Back	153	0	NA	3,347	N/A	N/A	N/A	N/A
CX7U3	Fixed with No Arms, Upholstered Seat and Back, No Table	153	4.5	3,673	3,795	3,898	4,014	4,189	4,358

Mesh Colors Available: Platinum, Smoke, Black

FEATURES

- Field removable mesh/upholstered slings with optional upholstered outside back
- Black urethane arm cap standard, optional beech wood arm cap on CX5, CX6, CX7
- Grade 1 Black Laminate Table
- Grade 1 Metal Finish
- Aluminum frame with rust proof hardware - ease in cleaning.
- Cast aluminum and extruded aluminum powder coated frame
- Mesh material meets CAL 117, TB133 compliant with specific fabrics
- When using upholstery, black mesh M8 is standard substrate for upholstery

- 5 - Fixed Arms
- 6 - Fixed Arms on Ends Only
- 7 - No Arms
- M - Mesh
- U - Upholstered
- 2; 3; 4 or 5 after M or U equals number of seat positions
- A; B; C; D or E - refers to the table position
- AB; BC; CD or DE - refers to double size table in the corresponding seat positions

OPTIONS

- W-Beech Wood Arm Caps, **\$17** per arm
- Specify upholstery on outside back, if applicable, .5 yd required add the following upcharges per seat:

COM - **\$51**
Grade 1 - **\$59**
Grade 2 - **\$70**
Grade 3 - **\$87**
Grade 4 - **\$107**
Grade 5 - **\$128**

COM SHIPMENTS

810 West Hwy 25/70
Newport, TN 3782



Aluminum Frame



Urethane Arm



Beech Wood Arm

- CXBD1 Single Unit Bolt Down Kit **\$57**
- CXBB5 Back-to-Back Bolt Down Kit for Modular Units **\$107**

ORDERING

- 1) Specify Product Number
- 2) Specify Fabric or Mesh Color
- 3) Specify Table Laminate, if other than Standard Black
- 4) Specify Standard Powdercoat Finish
- 5) Specify Table Placement



CX5U4

TABLE CONFIGURATIONS

□ □ □ □	NONE	■ ■ □ □	AB
■ □ □ □	A	■ □ ■ □	AC
□ ■ □ □	B	■ □ □ ■	AD
□ □ ■ □	C	□ ■ ■ □	BC
□ □ □ ■	D	□ □ ■ ■	CD

■ = TABLE, 24W X 25D X 16H
 ■ ■ = ONE RECTANGULAR TABLE, 48W X 24D X 16H



CX6U4

CX7U4

MODULAR FOUR POSITION SEATING

Dimensions: 101W x 26.5H x 36.5H Additional Dimensions: 19.5SW x 19 SD x 17.5SH, 25.5AH

CAT #	DESCRIPTION	APPRX WT	YDG	COM/LIST	GRADE 1	GRADE 2	GRADE 3	GRADE 4	GRADE 5
CX5M4	Fixed with Arms, No Table, Mesh Seat & Back	204	0	N/A	4,537	N/A	N/A	N/A	N/A
CX5M4A, CX5M4B CX5M4C, CX5M4D	Fixed with Arms, With Table, Mesh Seat & Back	202	0	N/A	4,640	N/A	N/A	N/A	N/A
CX5M4AB, CX5M4BC CX5M4CD	Fixed with Arms With Table, Mesh Seat & Back	204	0	N/A	4,421	N/A	N/A	N/A	N/A
CX5U4	Fixed with Arms, Upholstered Seat and Back, No Table	204	6	4,969	5,134	5,270	5,426	5,659	5,884
CX5U4A, CX5U4B CX5U4C, CX5U4D	Fixed with Arms With Table, Upholstered Seat and Back	202	4.5	4,962	5,087	5,188	5,308	5,482	5,648
CX5U4AB, CX5U4BC CX5U4CD	Fixed with Arms With Table, Upholstered Seat and Back	204	3	4,637	4,719	4,786	4,865	4,982	5,094
CX6M4	Fixed with End Arms, No Table, Mesh Seat & Back	204	0	N/A	4,380	N/A	N/A	N/A	N/A
CX6M4A, CX6M4D	Fixed with End Arms, With Table, Mesh Seat & Back	202	0	N/A	4,535	N/A	N/A	N/A	N/A
CX6M4AD	Fixed with End Arms, With Two Tables, Mesh Seat & Back	202	0	N/A	4,689	N/A	N/A	N/A	N/A
CX6U4	Fixed with End Arms, Upholstered Seat and Back, No Table	204	6	4,813	4,976	5,111	5,269	5,501	5,726
CX6U4A, CX6U4D	Fixed with End Arms, Upholstered Seat and Back, With Table	204	6	4,859	5,022	5,158	5,316	5,547	5,772
CX6U4AD	Fixed with End Arms, Upholstered Seat and Back, With Two Tables	204	6	4,904	5,068	5,205	5,363	5,594	5,819
CX7M4	Fixed with No Arms, No Table, Mesh Seat & Back	204	0	N/A	4,276	N/A	N/A	N/A	N/A
CX7U4	Fixed with No Arms, Upholstered Seat and Back, No Table	204	6	4,706	4,870	5,005	5,163	5,395	5,619

Mesh Colors Available: Platinum, Smoke, Black

FEATURES

- Field removable mesh/upholstered slings with optional upholstered outside back
- Black urethane arm cap standard, optional beech wood arm cap on CX5, CX6, CX7
- Grade 1 Black Laminate Table
- Grade 1 Metal Finish
- Aluminum frame with rust proof hardware - ease in cleaning.
- Cast aluminum and extruded aluminum powder coated frame
- Mesh material meets CAL 117, TB133 compliant with specific fabrics
- When using upholstery, black mesh M8 is standard substrate for upholstery

- 5 - Fixed Arms
- 6 - Fixed Arms on Ends Only
- 7 - No Arms
- M - Mesh
- U - Upholstered
- 2; 3; 4 or 5 after M or U equals number of seat positions
- A; B; C; D or E - refers to the table position
- AB; BC; CD or DE - refers to double size table in the corresponding seat positions

OPTIONS

- W-Beech Wood Arm Caps, **\$17** per arm
- Specify upholstery on outside back, if applicable, .5 yd required add the following upcharges per seat:
 - COM - **\$52**
 - Grade 1 - **\$59**
 - Grade 2 - **\$70**
 - Grade 3 - **\$87**
 - Grade 4 - **\$107**
 - Grade 5 - **\$128**

COM SHIPMENTS

810 West Hwy 25/70
Newport, TN 3782

- CXBD1 Single Unit Bolt Down Kit **\$57**
- CXBB5 Back-to-Back Bolt Down Kit for Modular Units **\$107**



Aluminum Frame



Urethane Arm



Beech Wood Arm

PRICE LIST


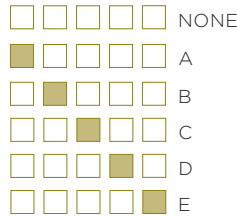
ORDERING

- 1) Specify Product Number
- 2) Specify Fabric or Mesh Color
- 3) Specify Table Laminate, if other than Standard Black
- 4) Specify Standard Powdercoat Finish
- 5) Specify Table Placement



CX5M5D

TABLE CONFIGURATIONS



■ = TABLE, 24W X 25D X 16H

■ ■ = ONE RECTANGULAR TABLE, 48W X 24D X 16H



CX6M

CX7M5

MODULAR FIVE POSITION SEATING

Dimensions: 126.25W x 26.25D x 36.5H Additional Dimensions: 19.5SW x 19 SD x 17.5SH, 25.5AH

CAT #	DESCRIPTION	APPRX WT	YDG	COM/ LIST	GRADE 1	GRADE 2	GRADE 3	GRADE 4	GRADE 5
CX5M5	Fixed with Arms, No Table, Mesh Seat & Back	255	0	N/A	5,561	N/A	N/A	N/A	N/A
CX5M5A, CX5M5B CX5M5C, CX5M5D CX5M5E	Fixed with Arms, With Table, Mesh Seat & Back	253	0	N/A	5,717	N/A	N/A	N/A	N/A
CX5M5AB, CX5M5BC CX5M5CD, CX5M5DE	Fixed with Arms, With Table, Mesh Seat & Back	255	0	N/A	5,445	N/A	N/A	N/A	N/A
CX5U5	Fixed with Arms, Upholstered Seat and Back, No Table	255	7.5	6,102	6,308	6,477	6,673	6,964	7,245
CX5U5A, CX5U5B CX5U5C, CX5U5D CX5U5E	Fixed with Arms, Upholstered Seat and Back, With Table	253	6	6,145	6,309	6,445	6,601	6,833	7,058
CX5U5AB, CX5U5BC CX5U5CD, CX5U5DE	Fixed with Arms, Upholstered Seat and Back, With Table	255	4.5	5,821	5,944	6,046	6,164	6,338	6,507
CX6M5	Fixed with End Arms, No Table, Mesh Seat & Back	255	0	N/A	5,352	N/A	N/A	N/A	N/A
CX6U5	Fixed with End Arms, Upholstered Seat and Back, No Table	255	7.5	5,892	6,097	6,267	6,464	6,755	7,035

Mesh Colors Available: Platinum, Smoke, Black

FEATURES

- Field removable mesh/upholstered slings with optional upholstered outside back
- Black urethane arm cap standard, optional beech wood arm cap on CX5, CX6, CX7
- Grade 1 Black Laminate Table
- Grade 1 Metal Finish
- Aluminum frame with rust proof hardware - ease in cleaning.
- Cast aluminum and extruded aluminum powder coated frame
- Mesh material meets CAL 117, TB133 compliant with specific fabrics
- When using upholstery, black mesh M8 is standard substrate for upholstery

- 5 - Fixed Arms
- 6 - Fixed Arms on Ends Only
- 7 - No Arms
- M - Mesh
- U - Upholstered
- 2; 3; 4 or 5 after M or U equals number of seat positions
- A; B; C; D or E - refers to the table position
- AB; BC; CD or DE - refers to double size table in the corresponding seat positions

OPTIONS

- W-Beech Wood Arm Caps, **\$17** per arm
- Specify upholstery on outside back, if applicable, .5 yd required add the following upcharges per seat:

COM - **\$52**
Grade 1 - **\$59**
Grade 2 - **\$70**
Grade 3 - **\$87**
Grade 4 - **\$107**
Grade 5 - **\$128**

COM SHIPMENTS

810 West Hwy 25/70
Newport, TN 37821

- CXBD1 Single Unit Bolt Down Kit **\$57**
- CXBB5 Back-to-Back Bolt Down Kit for Modular Units **\$107**



Aluminum Frame



Urethane Arm



Beech Wood Arm

ORDERING

- 1) Specify Product Number
- 2) Specify Fabric or Mesh Color
- 3) Specify Table Laminate, if other than Standard Black
- 4) Specify Standard Powdercoat Finish
- 5) Specify Table Placement



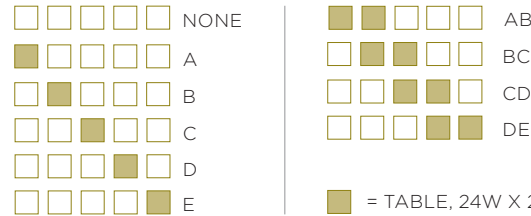
CX5M5D



CX6M5

CX7M5

TABLE CONFIGURATIONS



■ = TABLE, 24W X 25D X 16H

■ ■ = ONE RECTANGULAR TABLE, 48W X 24D X 16H

MODULAR FIVE POSITION SEATING

Dimensions: 126.25W x 26.25D x 36.5H Additional Dimensions: 19.5SW x 19 SD x 17.5SH, 25.5AH

CAT #	DESCRIPTION	APPRX WT	YDG	COM/LIST	GRADE 1	GRADE 2	GRADE 3	GRADE 4	GRADE 5
CX7M5	Fixed with No Arms, No Table, Mesh Seat & Back	255	0	N/A	5,248	N/A	N/A	N/A	N/A
CX7M5A, CX7M5B CX7M5C, CX7M5D CX7M5E	Fixed with No Arms, With Table, Mesh Seat & Back	253	0	N/A	5,401	N/A	N/A	N/A	N/A
CX7M5AB, CX7M5BC CX7M5CD, CX7M5DE	Fixed with No Arms, With Table, Mesh Seat & Back	255	0	N/A	5,234	N/A	N/A	N/A	N/A
CX7U5	Fixed with No Arms, Upholstered Seat and Back, No Table	255	7.5	5,785	5,991	6,161	6,359	6,647	6,928
CX7U5A, CX7U5B, CX7U5C, CX7U5D CX7U5E	Fixed with No Arms, Upholstered Seat and Back, With Table	253	6	5,832	5,996	6,134	6,289	6,522	6,747
CX7U5AB, CX7U5BC CX7U5CD, CX7U5DE	Fixed with No Arms, Upholstered Seat and Back, With Table	255	4.5	5,558	5,681	5,783	5,903	6,078	6,244

Mesh Colors Available: Platinum, Smoke, Black

FEATURES

- Field removable mesh/upholstered slings with optional upholstered outside back
- Black urethane arm cap standard, optional beech wood arm cap on CX5, CX6, CX7
- Grade 1 Black Laminate Table
- Grade 1 Metal Finish
- Aluminum frame with rust proof hardware - ease in cleaning.
- Cast aluminum and extruded aluminum powder coated frame
- Mesh material meets CAL 117, TB133 compliant with specific fabrics
- When using upholstery, black mesh M8 is standard substrate for upholstery

- 5 - Fixed Arms
- 6 - Fixed Arms on Ends Only
- 7 - No Arms
- M - Mesh
- U - Upholstered
- 2; 3; 4 or 5 after M or U equals number of seat positions
- A; B; C; D or E - refers to the table position
- AB; BC; CD or DE - refers to double size table in the corresponding seat positions

OPTIONS

- W-Beech Wood Arm Caps, **\$17** per arm
- Specify upholstery on outside back, if applicable, .5 yd required add the following upcharges per seat:
 - COM - **\$52**
 - Grade 1 - **\$59**
 - Grade 2 - **\$70**
 - Grade 3 - **\$87**
 - Grade 4 - **\$107**
 - Grade 5 - **\$128**

COM SHIPMENTS

810 West Hwy 25/70
Newport, TN 37821

- CXBD1 Single Unit Bolt Down Kit **\$57**
- CXBB5 Back-to-Back Bolt Down Kit for Modular Units **\$107**



Aluminum Frame



Urethane Arm



Beech Wood Arm

T H O N E T

TABLES

PRICE LIST JANUARY 2017

DELIVERED TO ZONE 1, ADD +4% DELIVERED TO ZONE 2



T H O N E T

PRIMARIES

PRICE LIST JANUARY 2017

DELIVERED TO ZONE 1, ADD +4% DELIVERED TO ZONE 2



Small Order Charge: Orders with a combined Net price under \$1,000 will be subject to a Special Handling Charge of \$125 Net. One charge per order.

TABLES | PRIMARIES

PRICE LIST

ORDERING

1) Specify Wood Frame Finish



123



125.782

TABLES

CAT #	DESCRIPTION	DIMENSIONS	APPRX WT	BASE	STANDARD LAMINATE
123	For 16" Height Table - Legs		10	621	N/A
124	For 18" Height Table		10	621	N/A
125	For 20" Height Table		10	621	N/A
127	For 25" Height Table		10	621	N/A
125.782	24" Diameter - Circular Top Only		16	N/A	770
125.702	30" Diameter		25	N/A	811
125.712	36" Diameter		35	N/A	1,011
125.722	42" Diameter		48	N/A	1,487
125.732	48" Diameter		63	N/A	1,688

FEATURES

- Maple molded plywood seat and back
- Optional foam padded upholstered seat
- Maple molded plywood legs

COM SHIPMENTS

810 West Hwy 25/70
Newport, TN 37821

T H O N E T

MULTI-PURPOSE

PRICE LIST JANUARY 2017

DELIVERED TO ZONE 1, ADD +4% DELIVERED TO ZONE 2



T H O N E T

MOSS | CHILL™

PRICE LIST JANUARY 2017

DELIVERED TO ZONE 1, ADD +4% DELIVERED TO ZONE 2



MOSS™ MULTIPLE OCCUPANCY SEATING SOLUTIONS

Small Order Charge: Orders with a combined Net price under \$1,000 will be subject to a Special Handling Charge of \$125 Net. One charge per order.

ORDERING

- 1) Specify style
- 2) Specify fabric

COM SHIPMENTS

810 West Hwy 25/70
 Newport, TN 37821

T3300/T3301 SERIES



T3301-34 AND T3301-18

FEATURES

- 36" Diameter Standard with Glides
- T3300-18 Standard without Glides
- Hardwood Frame
- Tight Seat with 1-1/2" Poly on Top; 1/2" on Sides

OPTIONS

Combination Fabrics Available.
 Call for Quote.
 Custom Shapes and Sizes Available.
 Call for Quote

CAT #	DESCRIPTION	DIMENSIONS	APPRX WT	YDG	COM/LIST	GRADE 1	GRADE 2	GRADE 3	GRADE 4	GRADE 5
T3300-18	Round Ottoman 18" High	16" Diameter, 18H	17	1.75	600	647	687	732	803	868
T3301-18	Round Ottoman 18" High	36" Diameter, 18H	35	3.25	1,000	1,084	1,158	1,239	1,365	1,484
T3301-34	Round Ottoman 34" High	36" Diameter, 34H	50	4.5	983	1,100	1,203	1,315	1,489	1,654

T3302 SERIES



T3302-18

FEATURES

- Standard with Glides
- Hardwood Frame
- Tight Seat with 1-1/2" Poly on Top; 1/2" on Sides

OPTIONS

Combination Fabrics Available.
 Call for Quote.
 Custom Shapes and Sizes Available.
 Call for Quote

CAT #	DESCRIPTION	DIMENSIONS	APPRX WT	YDG	COM/LIST	GRADE 1	GRADE 2	GRADE 3	GRADE 4	GRADE 5
T3302-18	Square Ottoman 18" High	16W x 16D x 18H	18	1.5	664	703	737	775	833	888

T3303 SERIES



T3303-21

FEATURES

- Hardwood Frame
- Tight Seat with 1-1/2" Poly on Top; 1/2" on Sides

OPTIONS

Combination Fabrics Available.
 Call for Quote.
 Custom Shapes and Sizes Available.
 Call for Quote

CAT #	DESCRIPTION	DIMENSIONS	APPRX WT	YDG	COM/LIST	GRADE 1	GRADE 2	GRADE 3	GRADE 4	GRADE 5
T3303-21	Noodle	63W x 24D x 21H	40	4.5	1,062	1,183	1,287	1,404	1,582	1,748

MULTI-PURPOSE THONET MOSS | CHILL

PRICE LIST


ORDERING

- 1) Specify style
- 2) Specify fabric

COM SHIPMENTS

810 West Hwy 25/70
Newport, TN 37821

T3304 SERIES



T3304

FEATURES


- Removable Velcro Cover
- Top: 3" Foam, 40 ILD, 1.8 Density with 2 oz. Dacron
- Bottom: 2" Foam, 60 ILD, 1.8 Density
- Sides: 1 oz. Dacron
- Bottom Standard in Vinyl

OPTIONS

Same Fabric on Top and Bottom Available Upon Request.
Combination Fabrics Available. Call for Quote.
Custom Shapes and Sizes Available. Call for Quote

CAT #	DESCRIPTION	DIMENSIONS	APPRX WT	YDG	COM/LIST	GRADE 1	GRADE 2	GRADE 3	GRADE 4	GRADE 5
T3304	Octagon Pillow	30" Diameter, 6.5H	5	2.25	482	540	591	647	734	817

T3305 SERIES



T3305

FEATURES

- Removable Velcro Cover
- Top: 3" Foam, 40 ILD, 1.8 Density with 2 oz. Dacron
- Bottom: 2" Foam, 60 ILD, 1.8 Density
- Sides: 1 oz. Dacron
- Bottom Standard in Vinyl

OPTIONS

Same Fabric on Top and Bottom Available Upon Request.
Combination Fabrics Available. Call for Quote.
Custom Shapes and Sizes Available. Call for Quote

CAT #	DESCRIPTION	DIMENSIONS	APPRX WT	YDG	COM/LIST	GRADE 1	GRADE 2	GRADE 3	GRADE 4	GRADE 5
T3305	Round Pillow	30" Diameter, 6.5H	5	2.25	435	493	545	602	689	770

T3306 SERIES



T3306-18

FEATURES

- Standard with Glides
- Hardwood Frame
- Tight Seat with 1-1/2" Poly on Top; 1/2" on Sides

OPTIONS

\$190 Optional Casters
\$271 Optional Legs, Wood or Metal
Combination Fabrics Available. Call for Quote.
Custom Shapes and Sizes Available. Call for Quote



CASTERS



LEGS



WOOD LEG

CAT #	DESCRIPTION	DIMENSIONS	APPRX WT	YDG	COM/LIST	GRADE 1	GRADE 2	GRADE 3	GRADE 4	GRADE 5
T3306-18	Square Ottoman 18" High	36W x 36D x 18H	30	3.75	899	996	1,081	1,175	1,320	1,458
T3306-34	Square Ottoman 34" High	36W x 36D x 34H	35	5.75	1,023	1,172	1,303	1,446	1,669	1,880

ORDERING

- 1) Specify style
- 2) Specify fabric

COM SHIPMENTS

810 West Hwy 25/70
 Newport, TN 37821

T3307 SERIES



T3307

FEATURES


- Removable Velcro Cover
- Top: 3" Foam, 40 ILD, 1.8 Density with 2 oz. Dacron
- Bottom: 2" Foam, 60 ILD, 1.8 Density
- Sides: 1 oz. Dacron
- Bottom Standard in Vinyl

OPTIONS

Combination Fabrics Available. Call for Quote.
 Custom Shapes and Sizes Available. Call for Quote

CAT #	DESCRIPTION	DIMENSIONS	APPRX WT	YDG	COM/LIST	GRADE 1	GRADE 2	GRADE 3	GRADE 4	GRADE 5
T3307	Tulip Pillow	30W x 20D x 6.5H	5	1.75	465	510	551	594	662	726

T3308 SERIES



T3308

FEATURES

- Removable Velcro Cover
- Top: 3" Foam, 40 ILD, 1.8 Density with 2 oz. Dacron
- Bottom: 2" Foam, 60 ILD, 1.8 Density
- Sides: 1 oz. Dacron
- Bottom Standard in Vinyl

OPTIONS

Combination Fabrics Available. Call for Quote.
 Custom Shapes and Sizes Available. Call for Quote

CAT #	DESCRIPTION	DIMENSIONS	APPRX WT	YDG	COM/LIST	GRADE 1	GRADE 2	GRADE 3	GRADE 4	GRADE 5
T3308	Paisley Pillow	33W x 19D x 6.5H	4	1.75	372	418	457	501	569	633

T3310 SERIES



T3310

FEATURES

- Removable Velcro Cover
- Top: 3" Foam, 40 ILD, 1.8 Density with 2 oz. Dacron
- Bottom: 2" Foam, 60 ILD, 1.8 Density
- Sides: 1 oz. Dacron
- Bottom Standard in Vinyl
- 'X' Stitching Pattern

OPTIONS

Combination Fabrics Available. Call for Quote.
 Custom Shapes and Sizes Available. Call for Quote

CAT #	DESCRIPTION	DIMENSIONS	APPRX WT	YDG	COM/LIST	GRADE 1	GRADE 2	GRADE 3	GRADE 4	GRADE 5
T3310	Pillow	24W x 24D x 6.5H	5	2.6	540	608	667	732	833	927

MULTI-PURPOSE MOSS | CHILL THONET

PRICE LIST

ORDERING

- 1) Specify style
- 2) Specify fabric

COM SHIPMENTS

810 West Hwy 25/70
Newport, TN 37821

T3311 SERIES



T3311-34

FEATURES

- Standard with Glides
- Hardwood Frame
- Tight Seat with 1-1/2" Poly on Top; 1/2" on Sides

OPTIONS

Combination Fabrics Available.
Call for Quote.
Custom Shapes and Sizes Available.
Call for Quote

CAT #	DESCRIPTION	DIMENSIONS	APPRX WT	YDG	COM/LIST	GRADE 1	GRADE 2	GRADE 3	GRADE 4	GRADE 5
T3311-18	18" Large Cube	42W x 42D x 18H	45	5	1,111	1,245	1,362	1,491	1,688	1,875
T3311-34	34" Large Cube	42W x 42D x 34H	60	6.75	1,335	1,511	1,666	1,834	2,095	2,339

T3315 SERIES



T3315

FEATURES

- Standard with Metal Legs
- Hardwood Frame
- Tight Seat with 1-1/2" Poly on Top; 1/2" on Sides

OPTIONS

Optional Wood Leg
Combination Fabrics Available.
Call for Quote.
Custom Shapes and Sizes Available.
Call for Quote



WOOD LEG

CAT #	DESCRIPTION	DIMENSIONS	APPRX WT	YDG	COM/LIST	GRADE 1	GRADE 2	GRADE 3	GRADE 4	GRADE 5
T3315	Bench	18W x 72D x 18H	75	4.5	1,459	1,579	1,684	1,799	1,979	2,145
T3315	Bench	24W x 48D x 18H	60	1.75	974	1,020	1,061	1,105	1,177	1,240

T3318 SERIES



T3318

FEATURES

- Standard with Glides
- Hardwood Frame
- Tight Seat with 1-1/2" Poly on Top; 1/2" on Sides

OPTIONS

Combination Fabrics Available.
Call for Quote.
Custom Shapes and Sizes Available.
Call for Quote

CAT #	DESCRIPTION	DIMENSIONS	APPRX WT	YDG	COM/LIST	GRADE 1	GRADE 2	GRADE 3	GRADE 4	GRADE 5
T3318	Curved	22W x 50.5D x 18H	35	2.25	956	1,014	1,066	1,122	1,209	1,291

ORDERING

- 1) Specify style
- 2) Specify fabric

COM SHIPMENTS

810 West Hwy 25/70
 Newport, TN 37821

T3320 SERIES



T3320-18 WEDGE SHOWN WITH
 T3309-29 CYLINDER

FEATURES

- Standard with Glides
- Hardwood Frame
- Tight Seat with 1-1/2" Poly on Top; 1/2" on Sides

OPTIONS

Combination Fabrics Available.
 Call for Quote.
 Custom Shapes and Sizes Available.
 Call for Quote

CAT #	DESCRIPTION	DIMENSIONS	APPRX WT	YDG	COM/LIST	GRADE 1	GRADE 2	GRADE 3	GRADE 4	GRADE 5
T3320-18	Wedge 18"	41.5W x 30.5D x 18.5H	40	3.6	698	791	873	963	1,102	1,234
T3320-10	Wedge 20"	41.5W x 30.5D x 20.5H	43	3.6	653	752	834	926	1,069	1,203
T3309-29	Cylinder	24W x 24D x 27.5H	20	2.5	841	908	966	1,032	1,130	1,224

T3325 SERIES



T3325

FEATURES

- Leg-Zinc Die-Cast, Nickel Plated Matte Finish Only

OPTIONS

Combination Fabrics Available.
 Call for Quote.
 Custom Shapes and Sizes Available.
 Call for Quote

CAT #	DESCRIPTION	DIMENSIONS	APPRX WT	YDG	COM/LIST	GRADE 1	GRADE 2	GRADE 3	GRADE 4	GRADE 5
T3325	28" Round Ottoman	28 Diam. x 18 SH, 7" Leg	25	2	1,061	1,113	1,158	1,208	1,286	1,359
T3326	15" Round Ottoman	15 Diam. x 13 SH, 4.5" Leg	17	1.1	912	939	961	987	1,025	1,061

T H O N E T

PRIMARIES

PRICE LIST JANUARY 2017

DELIVERED TO ZONE 1, ADD +4% DELIVERED TO ZONE 2



Small Order Charge: Orders with a combined Net price under \$1,000 will be subject to a Special Handling Charge of \$125 Net. One charge per order.

ORDERING

- 1) Specify Wood Frame Finish
- 2) Specify Fabric



1258-13



1260-13



1262-18



1264-18

SEATING UNITS

CAT #	DESCRIPTION	DIMENSIONS	ADDITIONAL DIMENSIONS	APPRX WT	YDG	COM/LIST	GRADE 1	GRADE 2	GRADE 3	GRADE 4	GRADE 5
1258-13	Series C Chair, Triangular Back, Exposed Veneer	14W x 18D x 24.5H	14SD, 13SH	25	0	620	N/A	N/A	N/A	N/A	N/A
1258-15	Series C Chair, Triangular Back, Exposed Veneer	14W x 18D x 26.5H	14SD, 15SH	25	0	620	N/A	N/A	N/A	N/A	N/A
1258-18	Series C Chair, Triangular Back, Exposed Veneer	16W x 21D x 32.25H	16SD, 18SH	25	0	855	N/A	N/A	N/A	N/A	N/A
1260-13	Series C Chair, Triangular Back, Upholstered Seat	14W x 18D x 23.5H	14SD, 13SH	25	0.5	684	698	710	721	740	762
1260-15	Series C Chair, Triangular Back, Upholstered Seat	14W x 18D x 25.5H	14SD, 15SH	25	0.5	684	698	710	721	740	762
1260-18	Series C Chair, Triangular Back, Upholstered Seat	16W x 21D x 31.25H	16SD, 18SH	25	0.5	927	941	953	965	986	1,004
1262-13	Series D Chair, Circle Back, Exposed Veneer	14W x 18D x 24.5H	14SD, 13SH	25	0	620	N/A	N/A	N/A	N/A	N/A
1262-15	Series D Chair, Circle Back, Exposed Veneer	14W x 18D x 26.5H	14SD, 15SH	25	0	620	N/A	N/A	N/A	N/A	N/A
1262-18	Series D Chair, Circle Back, Exposed Veneer	16W x 21D x 32.25H	16SD, 18SH	25	0	855	N/A	N/A	N/A	N/A	N/A
1264-13	Series D Chair, Circle Back, Upholstered Seat	14W x 18D x 23.5H	14SD, 13SH	25	0.5	684	698	710	721	740	762
1264-15	Series D Chair, Circle Back, Upholstered Seat	14W x 18D x 25.5H	14SD, 15SH	25	0.5	684	698	710	721	740	762
1264-18	Series D Chair, Circle Back, Upholstered Seat	16W x 21D x 31.25H	16SD, 18SH	25	0.5	927	941	953	965	986	1,004

FEATURES

- Maple molded plywood seat and back
- Optional foam padded upholstered seat
- Maple molded plywood legs

COM SHIPMENTS

810 West Hwy 25/70
 Newport, TN 37821

ORDERING

1) Specify Wood Frame Finish



123



125.782

TABLES

CAT #	DESCRIPTION	DIMENSIONS	APPRX WT	BASE	STANDARD LAMINATE
123	For 16" Height Table - Legs		10	621	N/A
124	For 18" Height Table		10	621	N/A
125	For 20" Height Table		10	621	N/A
127	For 25" Height Table		10	621	N/A
125.782	24" Diameter - Circular Top Only		16	N/A	770
125.702	30" Diameter		25	N/A	811
125.712	36" Diameter		35	N/A	1,011
125.722	42" Diameter		48	N/A	1,487
125.732	48" Diameter		63	N/A	1,688

FEATURES

- Maple molded plywood seat and back
- Optional foam padded upholstered seat
- Maple molded plywood legs

COM SHIPMENTS

810 West Hwy 25/70
 Newport, TN 37821