

T H O N E T

LOUNGE

PRICE LIST JANUARY 2017
UPDATED MAY 2017 TO INCLUDE NEW PRODUCTS
DELIVERED TO ZONE 1, ADD +4% DELIVERED TO ZONE 2



T H O N E T
BLOG

PRICE LIST JANUARY 2017

DELIVERED TO ZONE 1, ADD +4% DELIVERED TO ZONE 2



Powerdercoat available, must be quoted, requires additional lead time.



BLG35

FEATURES

- Polished Chrome

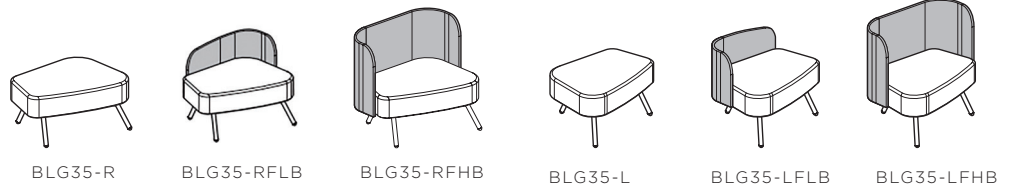
OPTIONS

- \$50 add per unit, white powdercoat

SEATING UNITS

CAT #	DESCRIPTION	DIMENSIONS	ADDITIONAL DIMENSIONS	APPRX WT	YDG	COM/ LIST	GRADE 1	GRADE 2	GRADE 3	GRADE 4	GRADE 5
BLG35-R	Right Facing Bench	19Hx35.5Wx18-27.5D	19SH	N/A	2	1,149	1,203	1,248	1,302	1,379	1,461
BLG35-L	Left Facing Bench	19Hx35.5Wx18-27.5D	19SH	N/A	2	1,149	1,203	1,248	1,302	1,379	1,461
BLG35-RFLB	Right Facing Low Back	31.5Hx35.5Wx18-27.5D	19SH	N/A	3.75	1,478	1,579	1,664	1,766	1,909	2,064
BLG35-LFLB	Left Facing Low Back	31.5Hx35.5Wx18-27.5D	19SH	N/A	3.75	1,478	1,579	1,664	1,766	1,909	2,064
BLG35-RFHB	Right Facing High Back	48.5Hx35.5Wx18-27.5D	19SH	N/A	4.25	1,554	1,668	1,765	1,880	2,042	2,218
BLG35-LFHB	Left Facing High Back	48.5Hx35.5Wx18-27.5D	19SH	N/A	4.25	1,554	1,668	1,765	1,880	2,042	2,218

NOTE: Powdercoat available



BLG51

FEATURES

- Polished Chrome

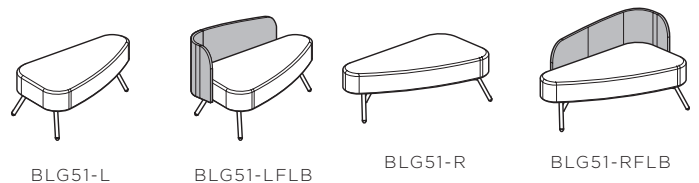
OPTIONS

- \$50 add per unit, white powdercoat

SEATING UNITS

CAT #	DESCRIPTION	DIMENSIONS	ADDITIONAL DIMENSIONS	APPRX WT	YDG	COM/ LIST	GRADE 1	GRADE 2	GRADE 3	GRADE 4	GRADE 5
BLG51-R	Right Facing Bench	19Hx51.25Wx6-27.5D	19SH	N/A	2	1,276	1,330	1,376	1,429	1,506	1,589
BLG51-L	Left Facing Bench	19Hx51.25Wx6-27.5D	19SH	N/A	2	1,276	1,330	1,376	1,429	1,506	1,589
BLG51-RFLB	Right Facing Low Back	31.5Hx51.25x6-27.5D	19SH	N/A	4	1,680	1,787	1,879	1,986	2,139	2,305
BLG51-LFLB	Left Facing Low Back	31.5Hx51.25x6-27.5D	19SH	N/A	4	1,680	1,787	1,879	1,986	2,139	2,305

NOTE: Powdercoat available





BLG-OTT

FEATURES

- Polished Chrome

OPTIONS

- \$50 add per unit, white powdercoat

SEATING UNITS

CAT #	DESCRIPTION	DIMENSIONS	APPRX WT	YDG	COM/ LIST	GRADE 1	GRADE 2	GRADE 3	GRADE 4	GRADE 5
BLG-OTT	Ottoman	19Hx19.75Dx35.5W	N/A	2.75						

NOTE: Powdercoat available



BLG-OTT



BLG59

FEATURES

- Polished Chrome

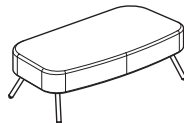
OPTIONS

- \$50 add per unit, white powdercoat

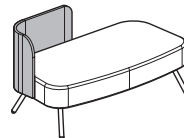
SEATING UNITS

CAT #	DESCRIPTION	DIMENSIONS	ADDITIONAL DIMENSIONS	APPRX WT	YDG	COM/ LIST	GRADE 1	GRADE 2	GRADE 3	GRADE 4	GRADE 5
BLG59	Bench	19Hx26Dx59W	19SH	N/A	2.75	1,397	1,472	1,534	1,608	1,713	1,827
BLG59-RFLB	Right Facing Low BK Bench	31.5Hx26Dx59W	19H	N/A	4.75	1,781	1,910	2,017	2,146	2,327	2,316
BLG59-LFLB	Left Facing Low BK Bench	31.5Hx26Dx59W	19H	N/A	4.75	1,781	1,910	2,017	2,146	2,327	2,316
BLG59-FB	Full Back Option	31.5Hx26Dx59W	19H	N/A	6.75	2,165	2,347	2,501	2,683	2,940	3,220

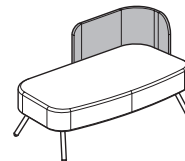
NOTE: Powdercoat available



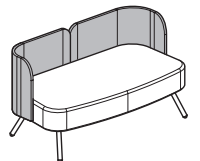
BLG59



BLG59-LFLB



BLG59-RFLB



BLG59-FB



BLGS-28



BLGS-19

FEATURES

- Polished Chrome

OPTIONS

- \$50 add per unit, white powdercoat

CAT #	DESCRIPTION	DIMENSIONS	APPRX WT	YDG	COM/LIST	GRADE 1	GRADE 2	GRADE 3	GRADE 4	GRADE 5
BLGS-28	Backless Stool	16Wx27.5SH	N/A	1	911	938	960	987	1,026	1,067
BLGT-28	Backless Triangle Seat Stool	16Wx27.5SH	N/A	1	911	938	960	987	1,026	1,067
BLGS-19	Backless Stool	16Wx19SH	N/A	1	833	860	883	910	948	989
BLGT-19	Backless Triangle Seat Stool	16Wx19SH	N/A	1	833	860	883	910	948	989

NOTE: Powdercoat available



BLGSADJ-2630

FEATURES

- Polished Chrome

OPTIONS

- \$50 add per unit, white powdercoat

CAT #	DESCRIPTION	DIMENSIONS	APPRX WT	YDG	COM/LIST	GRADE 1	GRADE 2	GRADE 3	GRADE 4	GRADE 5
BLGSADJ-2630	Backless Stool- Adjustable Hgt	16Wx26.5-30.5SH	N/A	1	1,201	1,228	1,250	1,277	1,315	1,357
BLGTADJ-2630	Backless Triangle Seat Stool- Adjustable Hgt	16Wx26.5-30.5SH	N/A	1	1,201	1,228	1,250	1,277	1,315	1,357

NOTE: Powdercoat available



BLGT-24R12



BLGT-24R20

FEATURES

- Polished Chrome

OPTIONS

- \$50 add per unit, white powdercoat

CAT #	DESCRIPTION	DIMENSIONS	APPRX WT	YDG	COM/LIST
BLGT-24R12	Table	24Diameter x 12H	N/A		1,021
BLGT-24R20	Table	24Diameter x 20H	N/A		1,124

NOTE: Powdercoat available

T H O N E T
9970

PRICE LIST JANUARY 2017

DELIVERED TO ZONE 1, ADD +4% DELIVERED TO ZONE 2



Small Order Charge: Orders with a combined Net price under \$1,000 will be subject to a Special Handling Charge of \$125 Net. One charge per order.



9970

FEATURES

- Post consumer recycled base
- Memory return swivel
- Base 800 series

OPTIONS

- \$115 Chrome Finish/1900 only

NOTE: The 800 Base is not available in the satin chrome

SEATING UNITS

CAT #	DESCRIPTION	DIMENSIONS	ADDITIONAL DIMENSIONS	APPRX WT	YDG	COM/LIST	GRADE 1	GRADE 2	GRADE 3	GRADE 4	GRADE 5
9970	Lounge Chair/ Swivel 800 Base	22Wx22Hx 3 Colum	28OAW x 26OAD x 20SD x 31OAH x 19AH	55	3	1,113	1,202	1,278	1,367	1,495	1,616

T H O N E T
FACET

PRICE LIST JANUARY 2017

DELIVERED TO ZONE 1, ADD +4% DELIVERED TO ZONE 2



Small Order Charge: Orders with a combined Net price under \$1,000 will be subject to a Special Handling Charge of \$125 Net. One charge per order.

ORDERING

- 1) Specify Product Number
- 2) Specify Fabric
- 3) Tablet, Specify Left or Right Arm Facing Chair



E3247



E3247T
*Shown with Tablet



E3248

SEATING UNITS

CAT #	DESCRIPTION	DIMENSIONS	ADDITIONAL DIMENSIONS	APPRX WT	YDG	COM/LIST	GRADE 1	GRADE 2	GRADE 3	GRADE 4	GRADE 5
E3247	Lounge	32W x 30D x 34H	18SH, 25SH	50	5.5	1,875	2,026	2,150	2,294	2,507	2,714
E3247T	Work/Tablet Arm	32W x 30D x 34H	18SH, 25SH	56	5.5	2,345	2,495	2,619	2,765	2,977	3,183
E3248	Loveseat	56W x 30D x 34H	18SH, 25AH	86	8.5	3,271	3,502	3,696	3,919	4,248	4,565
E3256	One-Seat Bench or Ottoman	23W x 23D	18SH	14	2.25	1,012	1,074	1,125	1,183	1,270	1,354

FEATURES

- Tablet Pivot Insert - Spring loaded insert maintains clean "flush mount" look with tablet removed. Additional pivot insert available at additional charge, allows tablet to be easily switched for right or left hand use. Please note shape of tablet.
- Tablet standard black laminate
- Brushed steel legs
- Left or right hand tablet

OPTIONS

- Wood Legs
- Brushed Metal Inset Cup Holder **\$182**
- Pivot Mechanism **\$284**
- Standard Tablet and Spindle Plate **\$366**
- Optional bench sizes available, call for pricing

COM SHIPMENTS

810 West Hwy 25/70
Newport, TN 37821.



Standard Tablet and Spindle Plate



Brushed Metal Inset Cup Holder



Table Pivot Insert

T H O N E T

MEDIA II

PRICE LIST 2017

DELIVERED TO ZONE 1, ADD +4% DELIVERED TO ZONE 2



Small Order Charge: Orders with a combined Net price under \$1,000 will be subject to a Special Handling Charge of \$125 Net. One charge per order.

PRICE LIST

ORDERING

- 1) Specify Wood
- 2) Specify Fabric



E1607



E1609

SEATING UNITS

CAT #	DESCRIPTION	DIMENSIONS	ADDITIONAL DIMENSIONS	APPRX WT	YDG	COM/LIST	GRADE 1	GRADE 2	GRADE 3	GRADE 4	GRADE 5
E1607	Lounge	32W x 30D x 33H	18SH, 25AH	50	4.5	1,911	2,035	2,137	2,255	2,428	2,597
E1609	Loveseat	56W x 30D x 33H	18SH, 25AH	86	7.5	3,962	4,168	4,337	4,534	4,825	5,105

FEATURES

- Tablet Pivot Insert - Spring loaded insert maintains clean "flush mount" look with tablet removed. Additional pivot insert available at additional charge, allows tablet to be easily switched for right or left hand use. Please note shape of tablet.
- Tablet standard black laminate
- Matte aluminum legs
- Left or right hand tablet

OPTIONS

- Brushed Metal Inset Cup Holder **\$182**
- Pivot Mechanism **\$284**
- Standard Tablet and Spindle Plate **\$366**

COM SHIPMENTS
810 West Hwy 25/70
Newport, TN 37821



Standard Tablet and Spindle Plate



Brushed Metal Inset Cup Holder



Table Pivot Insert

T H O N E T

VENTURE

PRICE LIST JANUARY 2017

DELIVERED TO ZONE 1, ADD +4% DELIVERED TO ZONE 2



Small Order Charge: Orders with a combined Net price under \$1,000 will be subject to a Special Handling Charge of \$125 Net. One charge per order.

LOUNGE | VENTURE

PRICE LIST

ORDERING

- 1) Specify Product Number
- 2) Specify Fabric
- 3) Tablet, Specify Left or Right Arm Facing Chair



E3101

*Shown with Tablet and Front Casters



E3150

SEATING UNITS

CAT #	DESCRIPTION	DIMENSIONS	ADDITIONAL DIMENSIONS	APPRX WT	YDG	COM/LIST	GRADE 1	GRADE 2	GRADE 3	GRADE 4	GRADE 5
E3100	Work/Tablet Arm	32W x 32D x 34H	18.5SH, 26AH	60	6.5	2,351	2,530	2,677	2,846	3,099	3,341
E3101	Work/Tablet Arm	32W x 32D x 34H	18.5SH, 26AH	60	6.5	2,407	2,586	2,733	2,903	3,154	3,399
E3150	Lounge	30W x 32D x 33H	18.5SH, 26AH	68	6	1,869	2,034	2,169	2,326	2,558	2,783

FEATURES

- Tablet Pivot Insert - Spring loaded insert maintains clean "flush mount" look with tablet removed. Additional pivot insert available at additional charge, allows tablet to be easily switched for right or left hand use. Please note shape of tablet.
- Cup holder option
- Tablet standard black laminate
- Brushed steel legs.
E3101 has front casters
- Left or right hand tablet

OPTIONS

- Brushed Steel Legs
- Brushed Metal Inset Cup Holder **\$182**
- Pivot Mechanism **\$284**
- Standard Tablet and Spindle Plate **\$366**

COM SHIPMENTS

810 West Hwy 25/70
Newport, TN 37821



Brushed Metal Inset Cup Holder



Table Pivot Insert



Specially designed brush steel knob for easy mobility standard on E3101 only